



# Dartmouth College Child Care Center Newsletter

October 2009

## In This Issue:

From Big Jeff	pg 1
Teddy One	pg 4
Teddy Too	pg 5
Pandas	pg 6
Koala	pg 7
Woolly	pg 9
Polar	pg 10
Grizzly	pg 11

### Office:

Jeff Robbins,  
Terry Chase,  
Amy Potter

### Floater:

Gretchen Beisler,  
Eileen Ruml,  
Moya Stevens,  
Joelle Wyffels,  
Amy Potter

## • Snow Days

Whenever Hanover schools close or open late due to inclement weather, DCCCC will have a late opening time of 9:00 a.m. A late opening at DCCCC will be announced on:

- WMUR TV Channel 9 and [www.WMUR.com](http://www.WMUR.com)
- WCAX TV Channel 3 and [www.WCAX.com](http://www.WCAX.com), (go to weather and select school closings)
- New Hampshire Public Radio web site: [www.nhpr.org](http://www.nhpr.org)

Hanover schools also announce their closing on a variety of radio stations

## • Holidays: DCCCC Closed

Thursday, Friday, November 26, 27 AND

Thursday, Friday, December 24-25 thru Friday, January 1

## • 2009-10 DCCCC School Year

Yup, Big Jeff is thinking about enrollment and class composition for next year already, but we will not know children's class placements for 9/2010 until the summer. Since our class groupings depend on the demographics of enrollment unique to each year, what happened last year may be different this year. We consider class groupings carefully and strive to balance continuity and new opportunities. Your fall and spring parent conferences present a good opportunity to discuss this with your child's teachers.

### What we do know (at least we think we do):

- this year's little babies will be Teddies again next year.
- children who are four by September 30, 2010 will be Polar Bears or Woollies.
- children who attend Kindergarten will be Grizzlies .

### What we don't know:

- the best placement for older Teddies, Pandas and Koalas.

## • Flu Policy

Children and adults with flu-like symptoms (fever of 100F AND a cough or sore throat) should stay home for 24 hours fever free without fever reducing medication.

## • Music Together

Brooke Wilkinson has returned for another year of music lessons at DCCCC. Brooke uses a Music Together curriculum. She also offers lessons at the Upper Valley Event Center.

## • Violins Come in Two Sizes

That's one concept we learned from Ariel Kennedy from the Upper Valley Music Center who was here with a colleague on Friday, October 16 to present a short performance. Actually, Ariel told us there are more than two sizes of violins, but we saw the adult-size and the preschooler size. For questions about the Suzuki Method, contact the Upper Valley Music Center at 603-448-1642.

## • Odds and Ends

- To opt out of a paper copy of the newsletter, blitz Amy Potter (if you haven't already).
- Effective Monday, October 19 DCCCC will serve Hood whole milk for Teddies and Hood 2% milk for older children. You are welcome to send in your preference of other beverages.
- School photos November 12. Details later.
- Please let the office know about changes to your address, home phone, work phone, cell phone number, job, income.
- DCCCC billing inquiries go to [Amy.Potter@Dartmouth.edu](mailto:Amy.Potter@Dartmouth.edu)
- Thank you for getting and using your access card.

## • November DCCCC Newsletter

The editorial board of the DCCCC newsletter (which has one member) is soliciting contributions of ideas for an article in November, "The Best Birthday Party EVER" Please e-mail suggestions for successful birthday parties to Big Jeff at [Jeff.Robbins@Dartmouth.edu](mailto:Jeff.Robbins@Dartmouth.edu)

Also seeking simplistic questions for the Dear Big Jeff column. As always, please ask your child's teachers questions that are time sensitive or actually difficult to answer.

## • DCCCC Space Needed and Wanted

Teddy Too: TWTh needed (winter); Pandas: MW needed (winter)  
Koala: Th available, MF needed; Woollies: W needed (winter)  
Polars: space available; Grizzlies: WThF available  
DHMCCCC: space available in some age groups

## • Who Are They?

Here's the fall line-up of part-time staff:

**Teddies**: Gladness Msumanje, Hilary Hubbard, Heidi Katz, Laura Fawcett

**Pandas**: Brandi Valenti, Karen Emery

**Koalas**: Margaret Jacobs, Kelsey Herrmann-Stanzel, Heidi Katz, Tia Pinkson-Burke, Gladness Msumanje

**Woollies**: Anne Steele, Addie Webb

**Polars**: Tia Pinkson-Burke, Patricia de Lucio, Katherine Broussard

**Grizzlies**: Sue Hewitt, Claire Galya, David Jackson, Hilary Nguyen

**Floater**s: Raven Grantham

We welcome applications for part-time temporary employment on a term by term basis and we appreciate your referrals. Have interested parties contact Terry at DCCCC.

## • Community Events for Children and Families

(We suggest that you monitor our BlitzMail bulletin, so you get notification of new postings)

1. **WORKSHOP: Good Nights: Helping Infants, Toddlers and Their Parents Sleep Through The Night.** Speaker: Jodi Mindell, PhD. Monday, October 26, 2009; 7-8 PM; Refreshments at 6:30. Filene Auditorium, Dartmouth College. For more information: [www.goodbeginnings.net/uppervalley](http://www.goodbeginnings.net/uppervalley) or 603-298-9524.
2. **LEARN TO PLAY HOCKEY**  
For boys and girls ages 4 - 8 (as of Dec. 31). Three separate 7-week sessions, so players can register for all three, or just one session. Cost is \$125/session or \$325 for all three. Session 1 starts October 31. Session 2 starts Dec. 19 and Session 3 begins Feb. 6. Practices are normally Saturday and Sunday at the Campion Rink at 8-9am. You can register online and find additional information at [www.HanoverHockey.org](http://www.HanoverHockey.org). For other questions, please call the Learn To Play coordinator, Dan French, at (802) 649-5427 or [Dan@NewBostonGarden.com](mailto:Dan@NewBostonGarden.com).
3. **PUBLIC LECTURE: Raising Children of Character: 10 Things Parents Can Do**  
by Dr. Thomas Lickona, international authority on moral development and author of *Raising Good Children and Character Matters*. Thursday, October 22 - 6:30-8:30 pm. Crossroads Academy Bancroft Campus Center. For more information, please call: 603-795-3111

## • Winter Wear

This is a good time of year to remember the customs of retail clothiers. Remember how you can't buy a swimsuit in the summer because fall wear is already on the shelves? It is not too early to buy your child's snowsuit and boots. Based on our thousands of person-hours spent helping children get dressed for outdoor play in the winter we have a few suggestions:

- Buy the right size—large enough for the whole winter, but not so large that your child gets lost in it.
- Have your child try on anything that you might buy before you buy it.
- Choose items with large zippers that children can manage themselves.
- Attach mittens to your child's coat with clips or the traditional string through the sleeves.
- Buy lots of mittens; they get lost easily.
- Choose items that can be dried in the clothes dryer.
- We recommend snow pants with vested tops (they're easier to get into than the ones with suspender like straps and they prevent snow from going down one's pants) or choose a one piece outfit.
- Label everything with your child's name. The winter season will bring many identical outfits that get mixed up easily. DCCCC has permanent markers available. Sew-in or iron-on name labels can be ordered from various catalogs.
- Consider duplicate sets (used or hand-me-downs make it affordable); one set on our child/one set in the dryer or one set at home, one set at school.
- Make sure your child always has extra clothes available at school.
- Always send shoes or slippers to school, or leave an old pair here.

Happily, there's a lot of fun to be had in the winter snow. Plan for your child to be outside at least once every day this winter, so the answer is always, "Yes, send his/her snowsuit."

To preserve our sanity and to foster children's independence and self-help skills we'll be helping your children learn to get themselves dressed for outdoor play. We are well aware of how long it takes children to get into their own snowsuits, but by mid-winter it will be worth the effort. If you can find times at home for your child to practice dressing it will be a big help. Thanks.

## News from Teddy One

Cathy Flemming,  
Coordinator  
Infant/Toddler  
Program

Wendy Irwin,  
Teacher

Keri Wolfe,  
Assistant Teacher

The Teddy Room has been going through some amazing changes this past month. It will almost be two months since we have started our new year and all of the children have grown so much! Hard to believe and so much happening. We have children who are ready to crawl, children trying new words, many children learning the sign language we use, and more children getting into the art projects we are offering. Getting messy and having fun is what we do best!!

Hands-on activities are very instrumental in fine and gross motor development. Whether it is holding a crayon, a paintbrush, or mashing and squishing play dough, we love to get into it all and help the children develop these skills. We obviously cannot offer the infants these activities, but we modify so that they have ways of manipulating things with their hands. There are rattles and musical instruments to hold and wave and shake. There are soft squishy toys that make crinkly noises and squeak and are chewable for those exploring mouths. All of these are just as important as what the older toddlers are doing.

Every day your child is given the opportunity for these explorations. So much happens throughout your child's day and there just isn't enough time to write it all down!

Having written how the children explore with their mouths, we know the concerns about sicknesses running through the rooms, especially now. We want you to know that we truly try to keep up with cleaning and sterilizing toys and to minimize the spreading of germs. This alone is a fulltime job in our room but all of us try to stay on top of it every day.

I mentioned that we do sign language with all of the Teddies. The main signs we teach the Teddies are "more, please, all done, milk, bottle, and thank you." The Teddies pick up these signs fairly quickly and love to use them. Terri Crane and I took sign language classes a long time ago and saw how easy it was to teach the children. We knew a lot more, but unfortunately lost a lot when the child who needed it left us. If anyone is interested in having us teach you the basics, or would like to see us use more, we are happy to oblige. It would be good for us to refresh ourselves in sign language. It's fun and it is a great way to communicate with the non-verbal Teddies until they learn more words. Even after they begin talking, we still use it throughout the year.

As you have already received the email, we have set up Primary Caregivers for conference times. Wendy, Keri and I will talk to you and set up a conference time within the next month that works with your schedules. It will be a great time to sit down and check in. Also, Halloween is right around the corner and we LOVE to see our Teddies arrive in their ghoulish, well, cute, costumes!! Though the costumes do not last long, we make sure they are seen by many and we take lots of pictures!!

Lastly, all of the Teddy teachers will be attending a workshop on sleep called, "Good Nights: Helping Infants, Toddlers and Their Parents Sleep Through The Night." We hope to gain some more information to help you when you come in with bags under your eyes because your Teddy didn't sleep! Look for it in next month's newsletter!

So, until then, Teddies will continue to create, make messes, but always learn from it all! Have a fun Halloween!!

Cathy, Wendy, and Keri

## News from Teddy Too

Terri Crane,  
Lead Teacher

Lori Higgins,  
Teacher

Denise Ayres,  
Assistant Teacher

Dear Teddy Too families,

We have had a nice start to the fall if you don't mind cold, wet weather. We have spent a lot of time outside on the playground and have been able to get out for walks in our neighborhood as well. Everyone seems to be settling in and getting used to the Teddy room. The Teddies that are awake are enjoying music class with Brooke on Monday or Tuesdays. We have a small group right now that are awake for this, but that will change as the year goes on. We are also getting messy with things like paints, markers, and shaving cream. We have a few art projects going every day so that everyone gets a chance to try them at some point in the day. Sometimes we even get the taste testers who just need a little taste of the paintbrush or play dough or

whatever it is we're playing with at the time.

We are happy to have a few new faces in the Teddy Room. We had Lila, Allie, Zachary and Anaya join us in the last month. They are all doing very well and are a great addition to our room. We look forward to getting to know all of them and their parents.

Stay tuned for news on a parent snack. We are in the planning process and will spill out a date soon. We usually have these twice a year from 4:30 to 5:30.

Thank you for bringing in all the extra clothes and gear to go outside. We do enjoy being out there so having all the gear helps make that happen.

With all the talk about the flu and H1N1, here's just a quick reminder to please wash your hands and your child's hands when you come in the morning and at pick up time. We greatly appreciate any way of cutting down the chances of spreading the germs around.

Happy fall,  
Terri, Lori and Denise

## News from the Pandas

Susan Quimby,  
Lead Teacher

Jenn Boudro,  
Teacher

Tatyana Bills,  
Assistant Teacher

Happy, happy fall!!! It is just about peak foliage now and we've had some crazy weather ranging from driving rain, chilly "need mittens and hats" days and then nice and warm! We saw a beautiful rainbow one afternoon as well. We've been noticing leaves falling and lots of dew ... frost to be coming soon as well! When the frost does come, we'll be putting the garden to bed for the winter. This will include pulling down our beloved bean house that has been the source of such enjoyment (and nourishment) for so many children across the whole center. We'll be using a big wheelbarrow and fill it with whatever needs to be hauled out of the garden and then out we'll go to the big compost pile on the edge of the field. I'll be inviting the Pandas from last year to help, as they were the ones who planted the seeds for the bean house this last spring. (And oh yes... next year at this time, I'll be hunting down your children who have moved up to help as well!). I like the sense of following through the entire process and the sense of community amongst classrooms.

Now you all know how much we've been enjoying the BIG multi. I took an hour yesterday and wrote as fast as I could to let you have a little peek of what exactly goes on in that big multi! Here you go!!!

### 12:10 Oct 7:

Elyse is jumping off the big mat. Stella and David are laughing and are in the rocking boat. Brandi is helping to rock it. Heitor joins them in the boat. They are singing "row row row your boat". Mya is climbing up the side of the big climber. Eliza is watching the boat. Zosia is singing and climbing up the climber. Mya is prancing on some mats, smiling as she goes along. Eliza climbs into the fire truck, now climbs out and moves to the big brown bear. Heitor moves out of the boat and over to the barrel. Eliza is standing on a scooter. David is saying he could sit on the back part of the boat. Stella is looking at Elyse who says, "I have a boo boo." Elyse shows Stella her boo boo. Zosia climbs out of the boat and runs for the water fountain. David is in the boat with Elyse and Stella. They are talking about going faster and slower. Mya and Eliza are playing the piano. Heitor is using a large wooden truck. He picks up one end and holds it in the air. Brennon climbs in the police car. Heitor brings the wooden truck to me. Zosia is jumping off the big mat. William is running down the hall after a diaper change. He says, "hi"! David says "I'm in the boat. I'm looking out the side!" William is riding a trike around. Eliza pushes the horn on the fire truck. William climbs up the climber. Heitor is looking up at the drums on a shelf. Eliza is looking at the "I SPY" table and talking about something. Natalie joins us after she finishes her lunch. Elyse climbs out of the boat, as does Stella. Stella rocks it by herself from behind. Elyse and David climb in the barrel. Brennon climbs out of the police car, catches my eye and smiles. William gets a wooden car, leaves it and climbs into the fire engine. Brennon exits the police car and heads to the block area. Stella is climbing up the big mats to jump. Zosia is climbing on the big bear. Eliza is watching the ceiling fans. William gets on the scooter. Natalie climbs into the boat. Stella climbs up on the piano bench. Mya joins Natalie in the boat.

### 12:25:

Mya says, "Hi Susan." William says, "Hi Susan," as he goes by on a scooter. Elyse jumps from the mats. Brennon falls laughing on the mats. David watches other children. He says, "All done." Mya is hanging from the climber with her back arched. Natalie is watching toward the green house. Elyse climbs under the climber and says, "I'm in a cage." William runs down a ramp mat and moves to the jumping mat. Heitor is playing the piano. Brennon gets on one of the "scooter cars". David joins Elyse at the climber. I hear laughter. Mya has moved to the piano as does Natalie. Zosia gets some pillows and a blanket. Stella watches her from the big bear. Zosia tells Stella that the pillow is for her. Zosia lies down and Stella covers her up with a blanket and rubs her back for about 5 seconds. Natalie is on Tatyana's lap laughing. Heitor is laughing with Brandi. Natalie joins Elyse under the climber with David. William is in the boat and Eliza joins Heitor at the piano.

**12:30:**

Mya is holding up Brandi's sneakers. William says "i get out" as he climbs from the boat. Brennon backs up the police car into the boat. Heitor joins Mya and William in the boat. Eilza is dragging the scooter closer. William and Mya climb out and Eliza climbs in. Heitor is being still as she climbs in. David is using a blanket with Zosia. He is smiling. Brennon heads to the water fountain. He looks at me. I smile and he smiles back and he gets a drink and puts his fingers in the water. Natalie is playing with Tatyana. Zosia is rubbing David's back after covering him up with a blanket. Mya is smiling as she loudly says, "Woooooo wooooo" and climbs in the boat. William gets back in and both are banging the back seat to hear the noise it makes. Natalie is going through the tunnel. Heitor looks in the mirror and smiles at himself. Brennon is working at getting the flatbed trailer to fit on the cab of a big wooden truck. Stella and Zosia are rubbing David's back. Now David says, "No thank you." I get Stella another blanket and pillow. She moves over to the couch area with Natalie. Elyse is lying on her back and kicking her legs into the air. Brennon says, "Bye, bye police car." Natalie is playing the piano. Elyse comes over to me and says, "Hi" and gives me a hefty pat. Mya is pedaling a trike. Brennon moves over by the pillows with Eliza. Heitor has the scooter on its side and is looking at the lights on the bottom.

**12:40:**

Mya goes through the tunnel. Heitor is clapping and sitting on the couch. Stella joins David and Zosia. Now all three move near the couch and pillows. Zosia lies down. William is playing the piano. Brennon joins him. Eliza climbs on and sits on the flatbed. She says, "Woooo." Heitor sits on a different truck after Eliza calls him. Stella is watching children on the playground through the door. William jumps off the big mat. David is laughing hard with Brandi. Brennon is dancing. Mya joins in the dance. Stella and David rub Zosia's back. Stella kisses her on the cheek. Now Zosia says, "No." Brennon is smiling as he backs up a wooden wagon. Heitor and Eliza are building with wooden unit blocks. William runs by. Elyse is sitting in the wooden wagon now. Natalie smiles at Zosia and Brandi. Stella trips over a balance beam. Now David and Stella are rubbing Natalie's back who is covered with a blanket. They all pretend to sleep. Now Natalie is on a ramp mat and tells me, "I did a somersault." Heitor and Eliza move to the "I SPY" table. Elyse, Mya and Zosia are in the boat now. Natalie rolls down the ramp mat. Eliza is now looking for her hair clip. She goes to the big climber and peers in and says, "No clip." She moves to the boat, peers in and says, "No clip," and continues around the room peering and saying, "No clip, no clip." Stella moves on the scooter. David, Natalie, Stella and William are building with wooden blocks. Mya yells, "BIG MULTI!" Brennon, Elyse, Eliza and Heitor climb up the side of the climber. Brennon is smiling and jumping. Eliza says she is going to a party. Mya is also jumping now. Brennon and Natalie put lots of blocks together to make a road type structure. Stella, Zosia, Heitor and Eliza are trying to get the boat to rock. Natalie is helping to put blocks away. Mya sits backwards on a trike. David is lying on his back balancing a curved wooden block on his stomach. Elyse says, "I got the phone," as she sits in the police car and uses the radio. Brennon is in the orange car. Zosia heads over to jump off the big mat. Stella is at the piano. Mya is in the boat and gets it rocking by herself and sings "Row, row." She laughs and says, "Daddy at home." William is now under the blanket and David rubs his back. Natalie and Zosia are climbing on the mats. Eliza calls to Heitor to come look at the scooter. Natalie joins Mya in the boat and they get it rocking. I get out of the chair to help with the boat and Brennon quickly climbs in the chair smiling and rocking. Natalie is in the police car. Stella falls on the mat and then joins Zosia under the climber. Brennon attempts to move to other side of the boat, gets stuck and needs help to get out. Now he is singing, "Row, row, row." Brandi holds the big barrel by the jumping mats and all the children have a turn sliding on their tummies through. All are laughing and smiling as they go through.

**1:12:**

Now it time to leave the big multi to get ready for quiet time. PHEW!!!! So... there you have just some of what we do in that big multi!!

So fondly, Susan for the Panda team

## News from the Koalas

Terri Hollis,  
Lead Teacher

Debbie Lensing,  
Teacher

Tiffany Chapman,  
Assistant Teacher

Greetings Koala Families,

Leaves are falling  
Leaves are falling

All around  
All around

Gently gently falling  
Gently gently falling

To the ground  
To the ground

That is a song that the Koalas have learned and enjoyed for the past couple of weeks. It is fun to replace what is falling and how. Give a try at home they love it.

Yesterday, the Koala teachers had a day of shared delight with your children. The wind was blowing quite hard. This caused the leaves of varied color to fall, swirl and dance. The children shrieked with joy as they ran around, hands in the air trying to catch them. Others stood there mesmerized just taking it all in. The site and sounds added up to wonderful New England fall moments.

Fall is a wonderful time, and from a teacher's perspective it's a great time to incorporate lots of inspired learning. The children have noticed the changes in the environment, and show a natural curiosity. There is an abundant amount of exploration that can be done using our senses.

Koalas have mixed fall colors to see what other colors become. We have also brought leaves into the classroom to touch and smell. We have talked about the changes in weather, and what that means. We have borrowed books from the library about fall. We have done various activity using apples such as apple prints, and yummy apple crisp that the children helped cook (thank you, Tiffany).

As long as your children continue to show interest, we will continue doing fall related activities and learning. We will be taking a nature walk to collect whatever is interesting to them. We will continue to do cooking projects such as "stone" soup. Last year we had a great time making our own Koala scarecrow that the children named Big Bubba. He sat under the apple tree greeting and bidding farewell until after snowfall. We will be doing that this year as well. Stay tuned for suggested names. We will be bringing cracked corn, and kernels of corn to experiment and play with. We will also be dissecting a pumpkin and its parts, to determine what it feel, touch, and smell like. As well is roasting its seeds to taste.

It just would not be fall without the proper recognition of Halloween. We will be learning songs and finger plays related to Halloween. We will also have a Pajama Day on Friday the 30<sup>th</sup>. This is a fun way of taking part in dress up without the stress of ruining, and loosing costume accessories. This also takes away the fear that some children have when they see friends transform into something other than themselves. We will make a special snack as well as do face painting.

On behalf of the Koala Room,  
Terri Hollis



# News from the Woolly Bears

Debbie Girdwood,  
Lead Teacher

Barb Merchand,  
Teacher

Kristin Ball Cole,  
Assistant Teacher

Greetings Woolly Families,

Happy autumn to you all! What a beautiful time of year it is here in New England. It has been a great time to talk about all the changes that are happening around us. We have noticed chipmunks gathering and scampering on the playground, trees in beautiful colors and the ending of the beans from the Panda's garden. (We did love the beans and long for them to return).



Apples, apples, apples: we had a fabulous time at Poverty Lane Orchard picking apples and learning about the farm. We have spent the month doing art projects with apples, reading books, doing apple math and baking. We ended our grand apple event with a Parent Snack, where we all enjoyed eating our homemade applesauce and visiting with other Woolly families. The Woolly Bears especially loved serving their families restaurant style. Thank you all for making our fall snack so successful.

## Applesauce Recipe:

Quarter the apples with skins on. Place in crock pot with a small amount of water. Cook on high until apples are soft. Cool. Place in food mill and let child crank! Cinnamon optional. (Add: during or after cooking.)

Here are a few of our favorite Rhymes and Poems to celebrate this season:

### Gray Squirrel, Gray Squirrel

Gray Squirrel, Gray Squirrel, swish your bushy tail, (x2)  
Place a nut between your toes, wrinkle up your little nose,  
Gray squirrel, gray squirrel, swish your bushy tail.

### Apple Tree

Way up high in the apple tree (Point up)  
Two little apples looking at me (Make the shape of an apple with your hands)  
I shook that tree as hard as I could (Pretend to shake tree)  
Down came the apples (Raise hands up and let them fall)  
MMMMM..... they were good. (Circle tummy)



## **News from the Polar Bears**

Sunnie McPhetres,  
Lead Teacher

Bobbie Lynn Stone,  
Teacher

Ray Garcia,  
Assistant Teacher

Eventful times in the Polar Room!

Apple picking was a great success! Thank you to all who helped drive and those who joined us at the orchard. I am always impressed with the treatment that they give us at Poverty Lane. They make it so easy for the children to enjoy themselves and that leads to cooperative behavior! We picked so many apples, saw where they process cider and walked into the biggest refrigerator ever! We had so many apples that we were able to cook and cook which led to:

A most successful family snack! Can you believe that every family that was in the country at the time was able to attend?! It was great having everyone join us for yummy treats and great conversation. Functions like this are great for getting to know more about each other and helping children to practice their social skills!

Trips to the library and the Montshire are now in progress and are also quite successful. We (the Polar teachers) decided that it important for kids to get a break from the whole group from time to time so we are doing some trips in pairs. Throughout the year, children will travel to the library and the Montshire (at different times) with a Polar teacher. Every child will have a turn to go to each place. They are excited about this and trust that they will indeed have a turn. We will always contact you ahead of time when it is your child's turn to take a mini-trip.

The Polars enjoyed a violin demonstration in the multi. They heard many songs and even sang along with some of them. They are learning to be such polite audience members. They will be well practiced by the time that we go to a performance at the Hop in December!

Our room is transforming into a forest just like in the book Where the Wild Things Are! The Polars have been making trips to the Polar Pines, working on making it a safe place to play, do activities with the materials that we find there and bringing some back to the classroom. We have even created a huge fairy house in the classroom and fairies have come to visit! We are hoping that this is the beginning of a long and wonderful relationship with the fairies. Can you believe that the fairies thought that we are real Polar bears and that we might eat them!?

Upcoming: wood-working, pumpkin picking at Cedar Circle (October 21) and a Halloween party after lunch on October 30! Family conferences and a family Thanksgiving Feast coming up in November! These Polars sure know how to have fun!

- Sunnie and the Polar Team

# News from the Grizzlies

Carolynn Wilson,  
Lead Teacher

Karen Gray,  
Teacher

## *Our Grizzly Day*

Grizzlies attending Ray School are met there in line #4 by Karen and Carol at 11:00am. We load onto Charles's bus #5 and are transported across the street to DCCCC.



Friends line up behind our leader Kate and safely walk indoors to the Grizzly room to put away belongings in cubbies, get lunchboxes out, and wash hands.

After our gathering time together where we read stories, sing songs, play games, and have discussions, we enjoy our lunches.





**YAY...its playtime! The room becomes available for making choices and having fun with our friends. It becomes lively and active as children excitedly become engaged in multiple activities to explore and be creative with. Following, are photos of some of the favored activities in the room thus far:**



Caption: Mia, Riley, Lindsay, and Iris enjoy making food with the play dough.

Wyatt, Matthew, and Michael work together to create an interesting marble track.



Logan and Matthew do some measuring and repair furniture in the room.



Dressing up is popular. Shantel, Mia, Natalie, and Lindsay adorn themselves and are happy to pose for this photo!



Pretending happens throughout the day. Michael is the conductor on this train heading to Chicago with passengers Melissa, Kate, Olivia, Ellie, and Shantel.






We've got lots of artists in this group! Zane, Riley, Shantel, and Matthew caringly create a book to give to a sick friend.




Hidden pictures are a highlight for most! Melissa, Iris, and Evan master this tricky one in just minutes!



There are lots of games and puzzles to enjoy. Olivia and Ellie help each other to solve all of these number puzzles.



The playing space upstairs in the room is a special place to be. Alexander, Wyatt, Aidan, and Michael enjoy constructing with the legos while Eleanor plays alongside with the animals.




The quiet space is a cozy place to relax with a friend or two. Kate, Emma, and Mia do just that while playing family.





Wyatt, Logan, Riley, and Shantel take their turn on the popular tire swings.

Off to explore the outdoors and challenge our bodies physically and continue to use our imaginations! (Some days we opt to play in the multi in small groups before venturing outside).



Mia, Natalie, Zane, and Iris spend time on the chin-up bars as Melissa and Kate enjoy having races on the slides.

By 4:00 we are sitting down for a snack after exerting so much energy. And yes, we still do have a well deserved and needed rest time but it takes place at the end of our day. With some time alone to relax, reflect, and rejuvenate or goal is to have the children exit DCCCC in a calm and happy state!

**There you have it, our day is through!**



Wouldn't we all love the chance to cuddle up with these loving Grizzlies such as Eleanor and Natalie?