



2012 NEW STUDENT SURVEY

Office of Institutional Research
Dartmouth College



CONTENT

Overview	3
Respondent demographics	4
Describe yourself	6
High school experience	7
College preparation	11
College choice	14
College expectation	15
Financial issues	18
Degree aspiration	19
Life goals	20
Summary	21

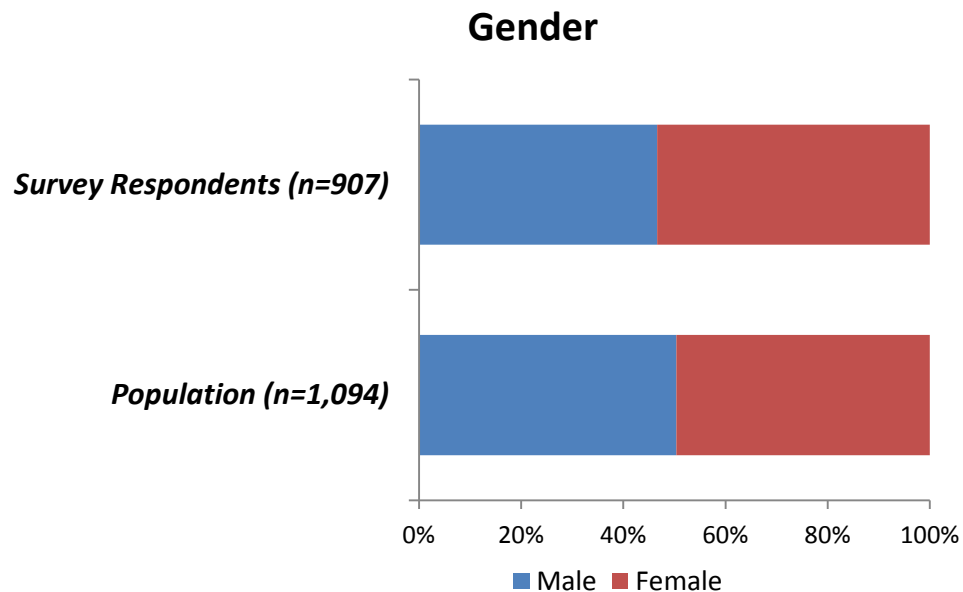


OVERVIEW

- The New Student Survey is a broad-based survey of incoming students. It covers a wide range of topics including approach to being a student, high school experiences, level of college preparation, and expectations for college and the future.
- This survey was administered in 2012 for the first time, to 1,094 incoming Dartmouth undergraduate students.
- The survey was electronic.
- The response rate was 83%.

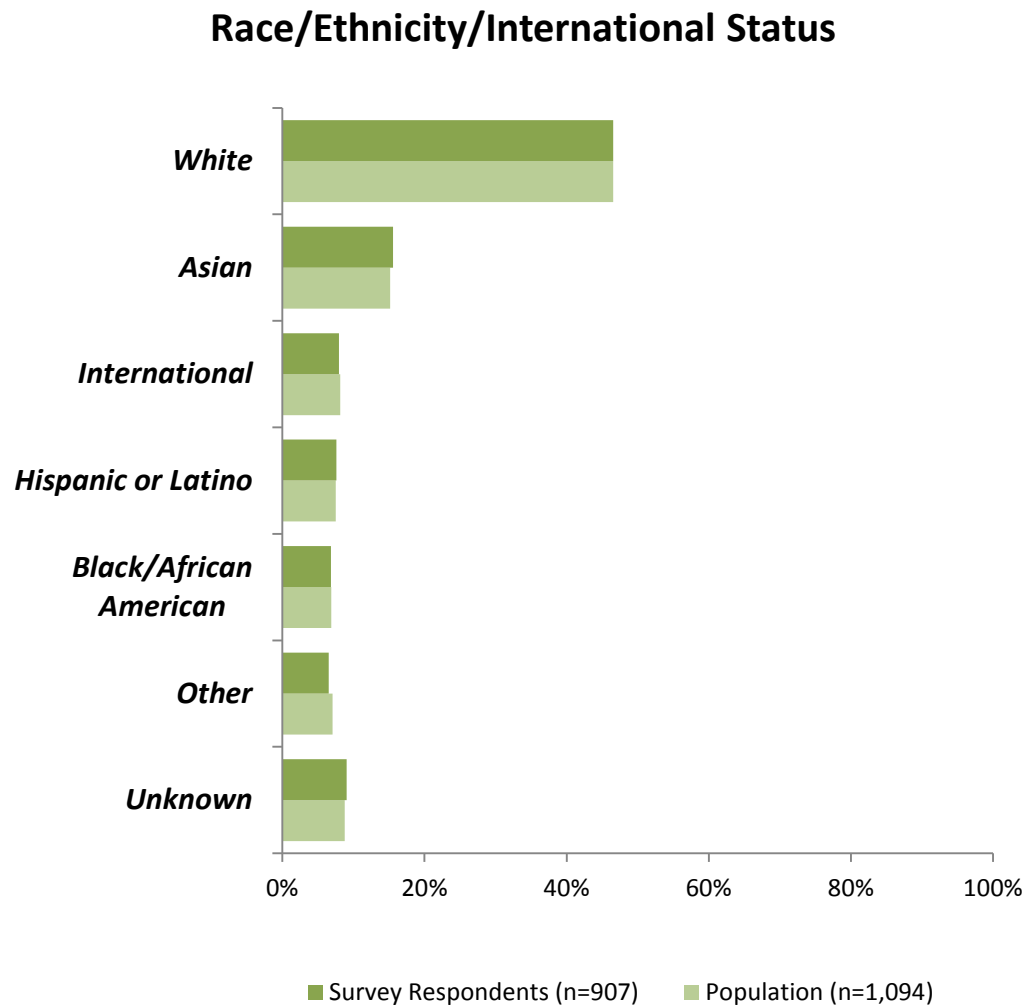
OVERVIEW: RESPONDENT DEMOGRAPHICS

- Slightly more females than males responded to the survey.



OVERVIEW: RESPONDENT DEMOGRAPHICS

- Respondents largely self-identified as White (47%), followed by Asian (16%), International (8%), Hispanic or Latino (8%), and Black or African American (7%).
- There were no statistically significant differences between respondents and non-respondents due to race/ethnicity/international status.



DESCRIBE YOURSELF

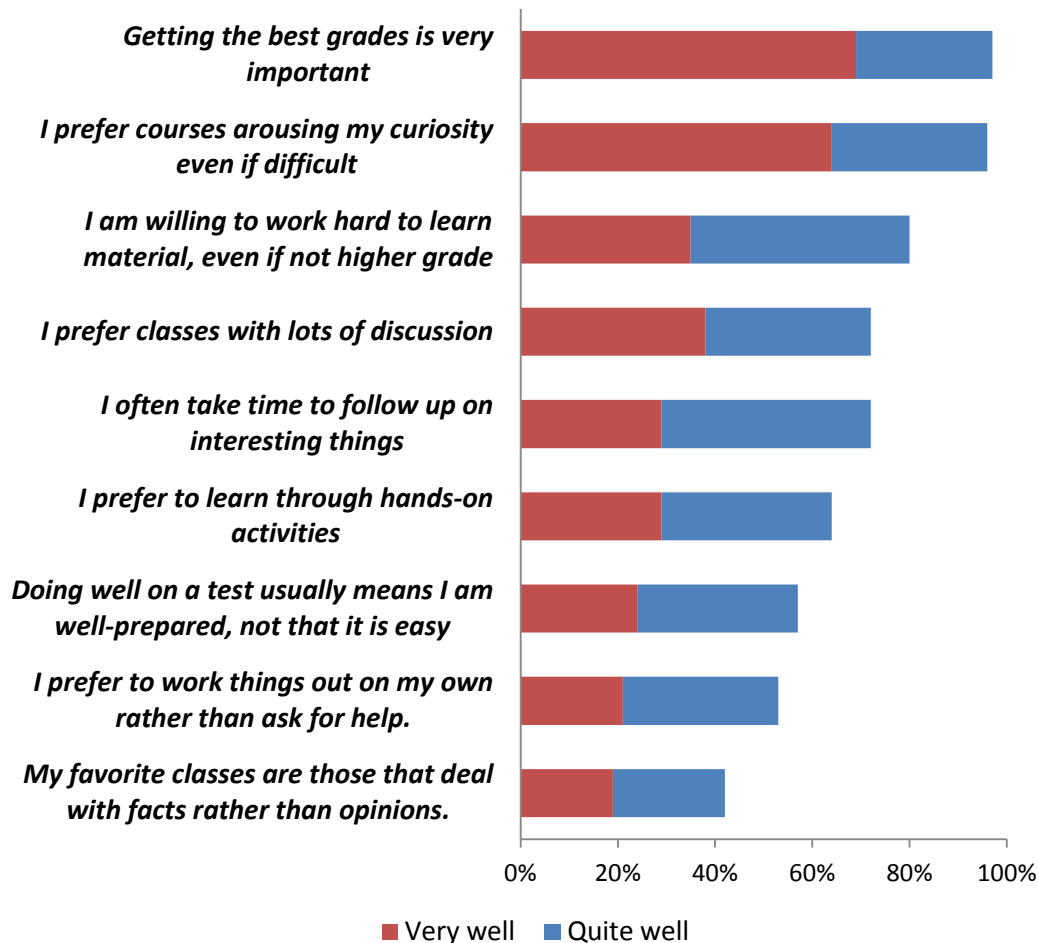
Q: Tell us how well each of the following statements describes you as a student.

- Students identified with the following statements:

"Getting the best grades I can is very important to me" (97%)

"I prefer courses that arouse my curiosity, even if they are difficult (96%)

- Fifty-three percent of the students preferred to work things out on their own rather than ask for help.
- Less than 40% agreed least that their favorite classes are those dealing with facts rather than opinions.



HIGH SCHOOL EXPERIENCE

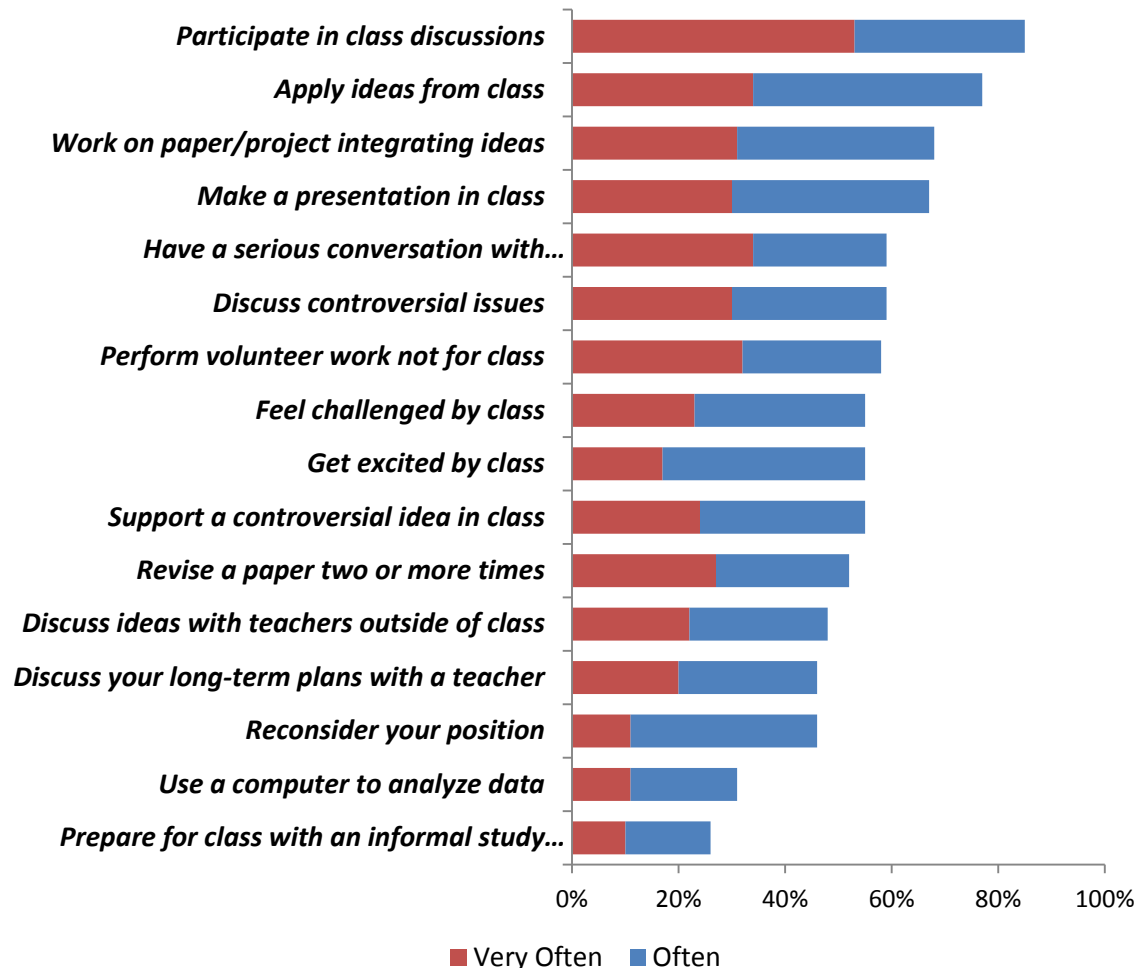
Q: During your last year of high school, about how often did you ...

During their high school senior year, Dartmouth students frequently:

- participated in class discussions (85%)
- applied ideas from class (77%)
- worked on a paper or project requiring integrating ideas or information from various sources (68%)

Fewer students regularly:

- prepared for class with an informal study group (26%)
- used a computer to analyze data (31%)



HIGH SCHOOL EXPERIENCE

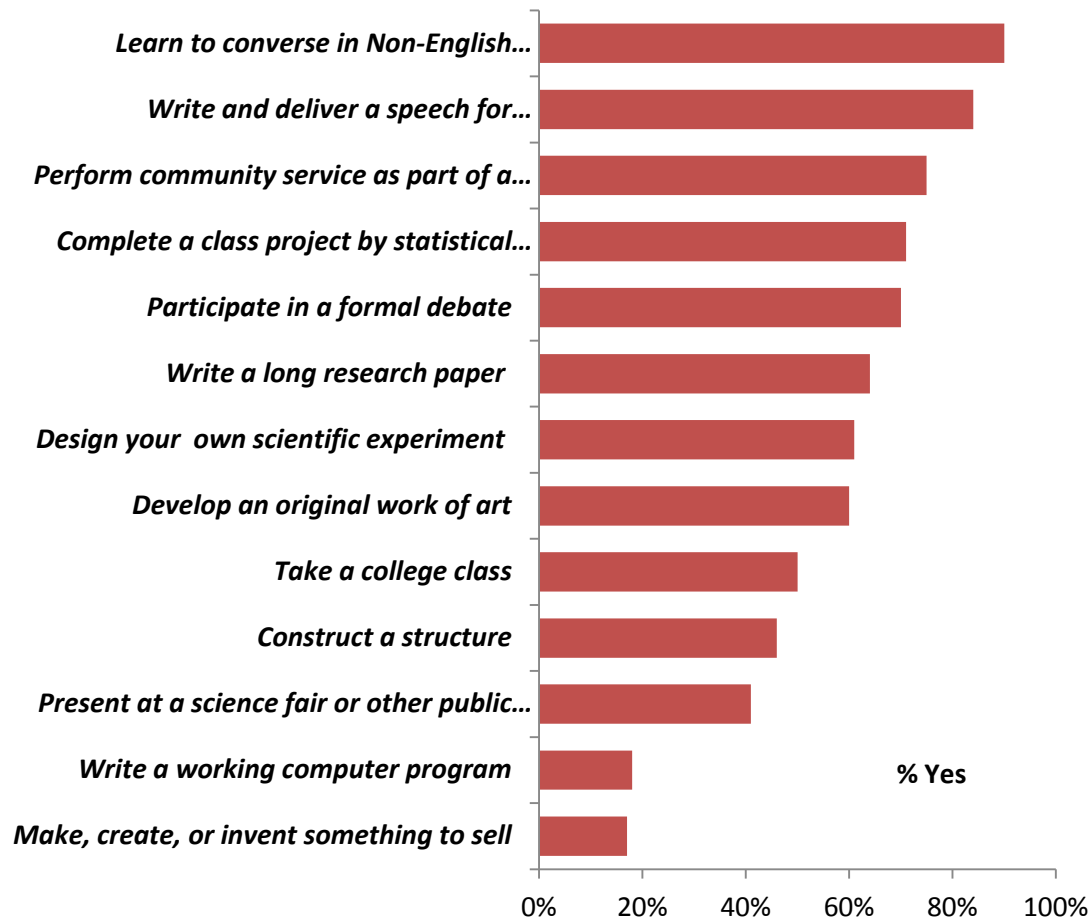
Q: While you were in high school did you ...

Most respondents did the following in high school:

- *learned to converse in a language other than English (90%).*
- *wrote and delivered speech for a particular position (84%).*
- *performed community service as part of a class (75%).*

Fewer students

- *wrote a working computer program (18%).*
- *made/created/invented something to sell in order to earn money (17%).*



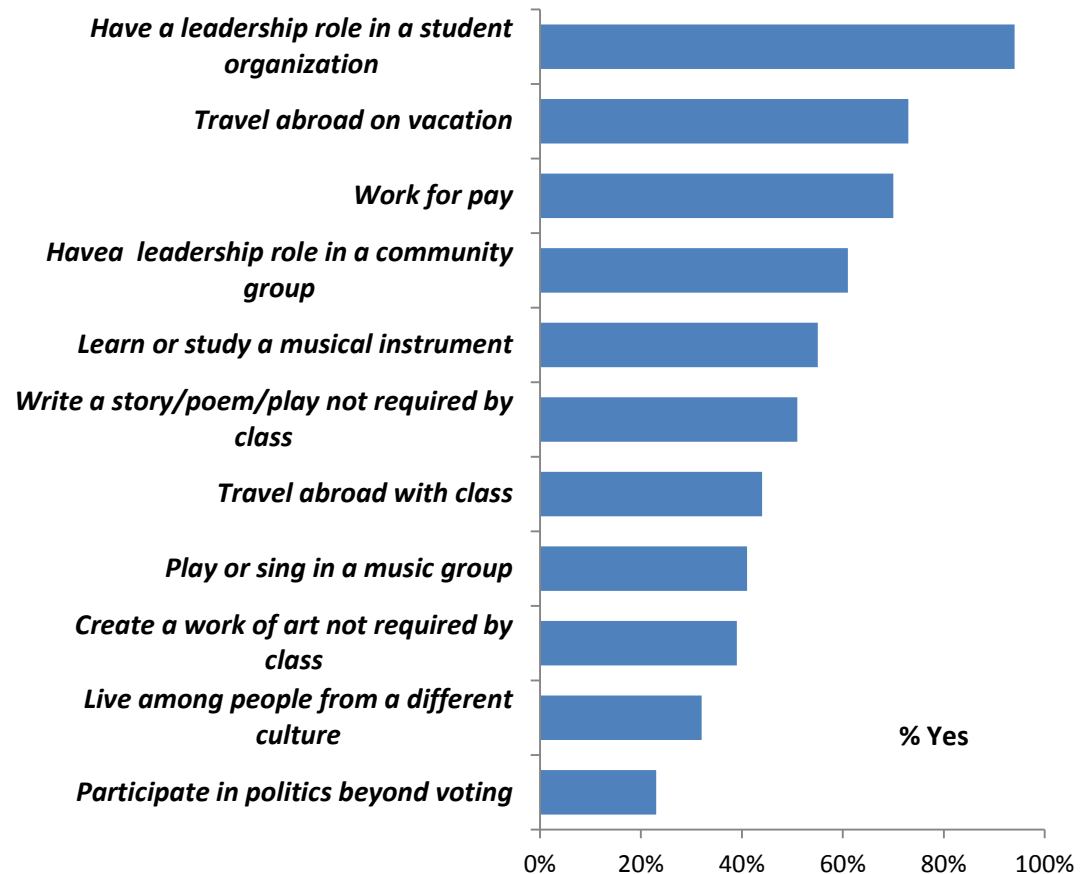
HIGH SCHOOL EXPERIENCE

Q: While you were in high school did you ...

During their high school years, most students did the following:

- *had a leadership role in a student organization, club, or team (94%)*
- *traveled abroad on vacation (73%)*
- *worked for pay (70%).*

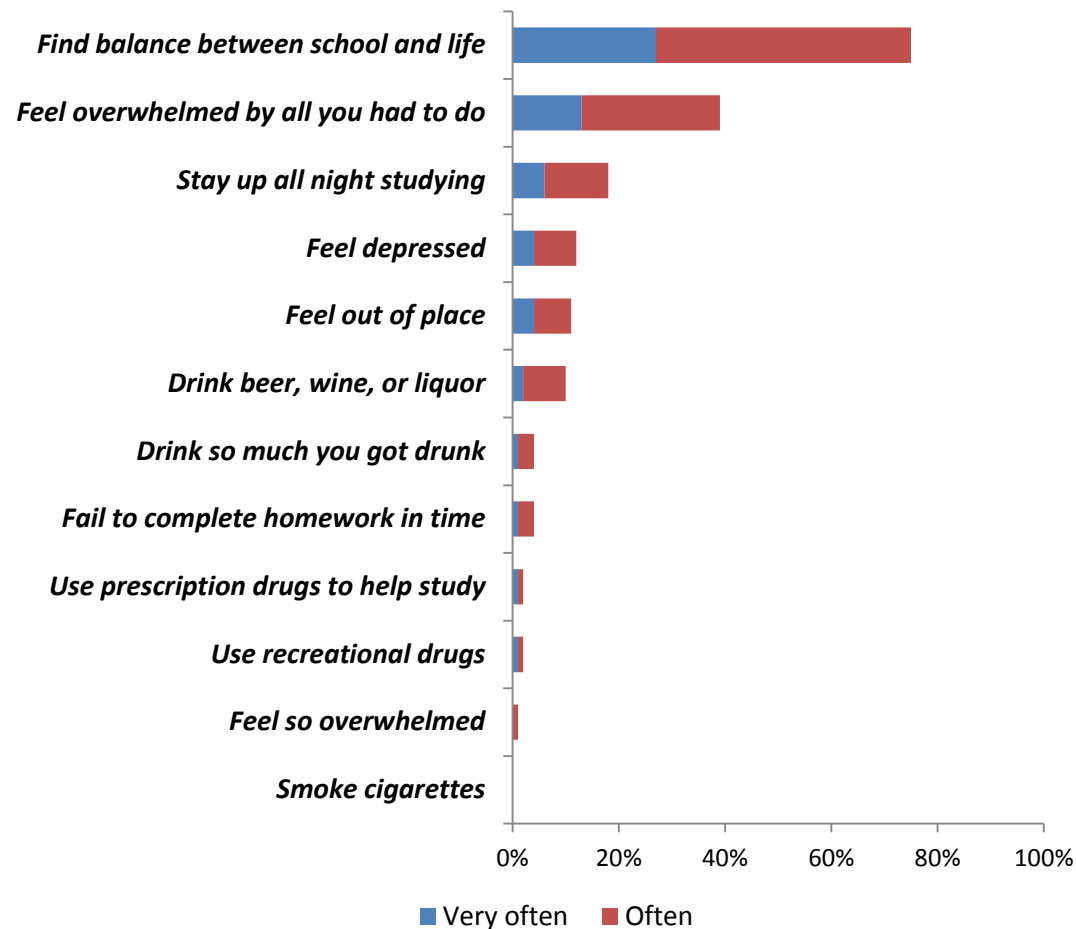
Fewer than one-third of the students had experience living in a different culture, or participating in politics beyond voting.



HIGH SCHOOL EXPERIENCE

Q: During your last year of high school, about how often did you...

- During the last year of high school, 75% of the students were able to find balance between schoolwork and other aspects of their life.
- Thirty-nine percent of the students periodically felt overwhelmed by all they had to do.
- Eighteen percent regularly stayed up all night to finish an academic assignment or prepare for an exam.
- Eighteen percent regularly felt depressed.
- Eighteen percent regularly felt out of place.
- Eighteen percent regularly drank beer, wine, or liquor.
- Ten percent of the students drank beer, wine, or liquor regularly, and 4% drank enough to get drunk at times.

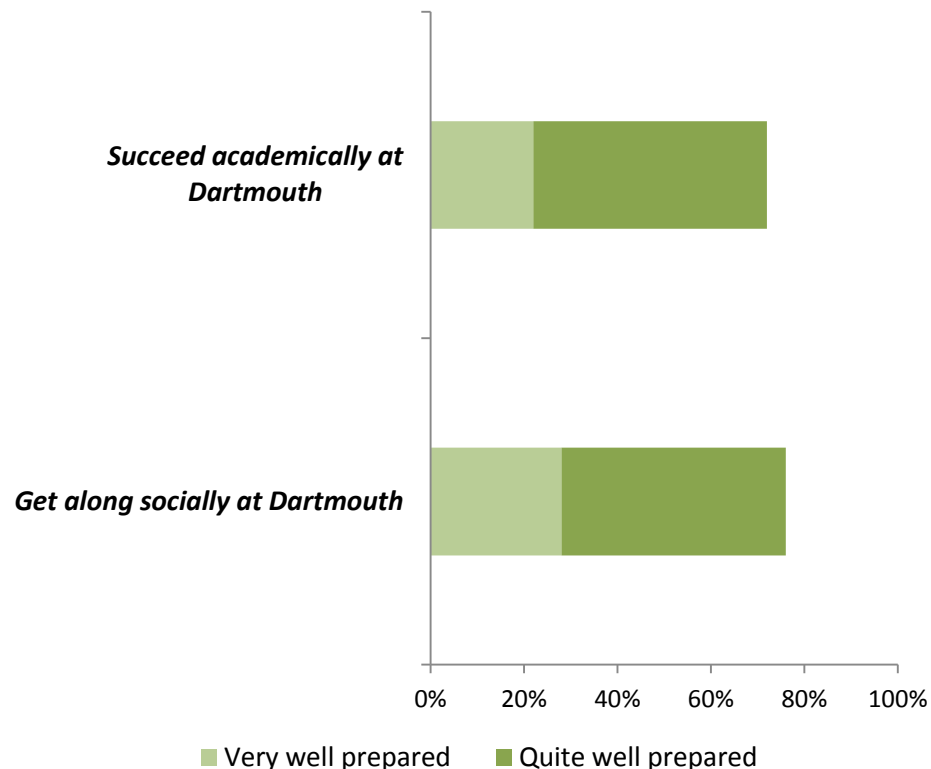


COLLEGE PREPARATION

Q: How well prepared do you feel you are to...

Seventy-two percent of the students felt that they are very well or quite well prepared to succeed academically at Dartmouth, and 2% are unprepared.

Seventy-six percent of the students felt that they are also very well or quite well prepared to get along socially at Dartmouth, and 2% are unprepared.



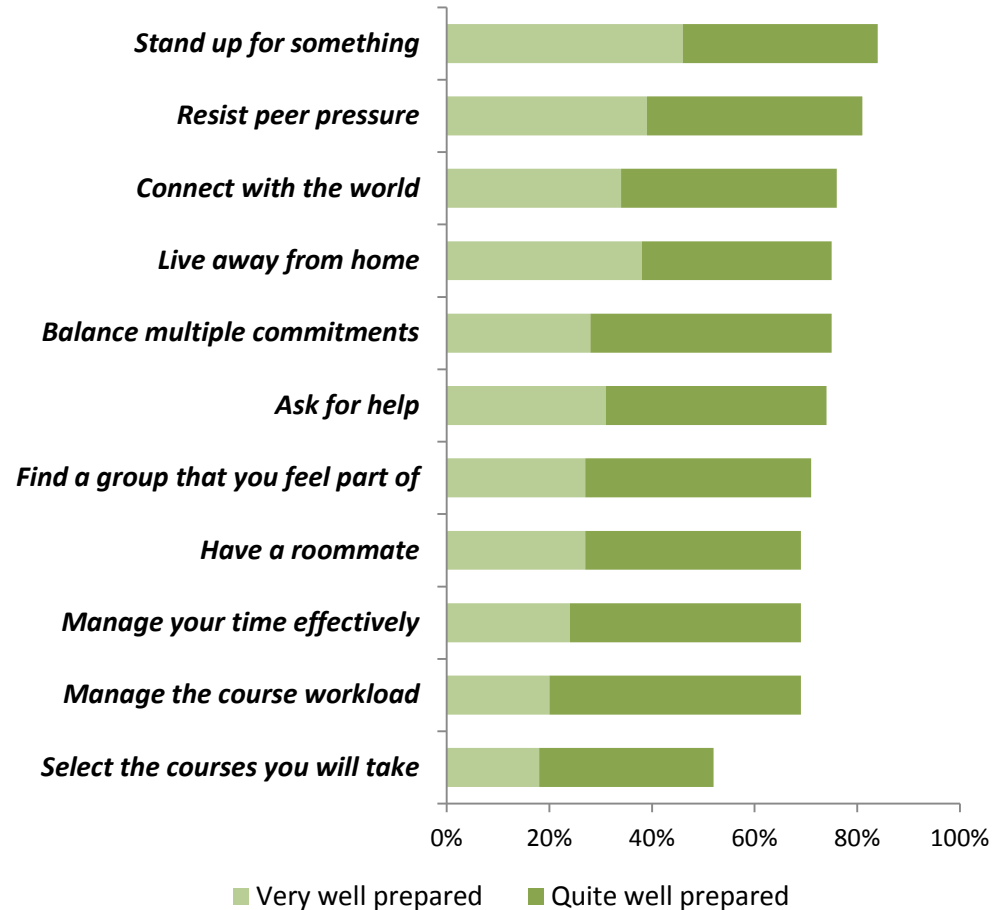
COLLEGE PREPARATION

Q: How well prepared do you feel you are to do the following during your first year at Dartmouth College?

Most students felt that they are very well or quite well prepared to:

- *stand up for something they believe in (84%)*
- *resist peer pressure (81%)*
- *connect with the world (76%)*
- *live away from home (75%)*
- *balance multiple commitments (75%)*

Slightly over half (52%) of the students felt they were very well or quite well prepared to select the courses they will take.



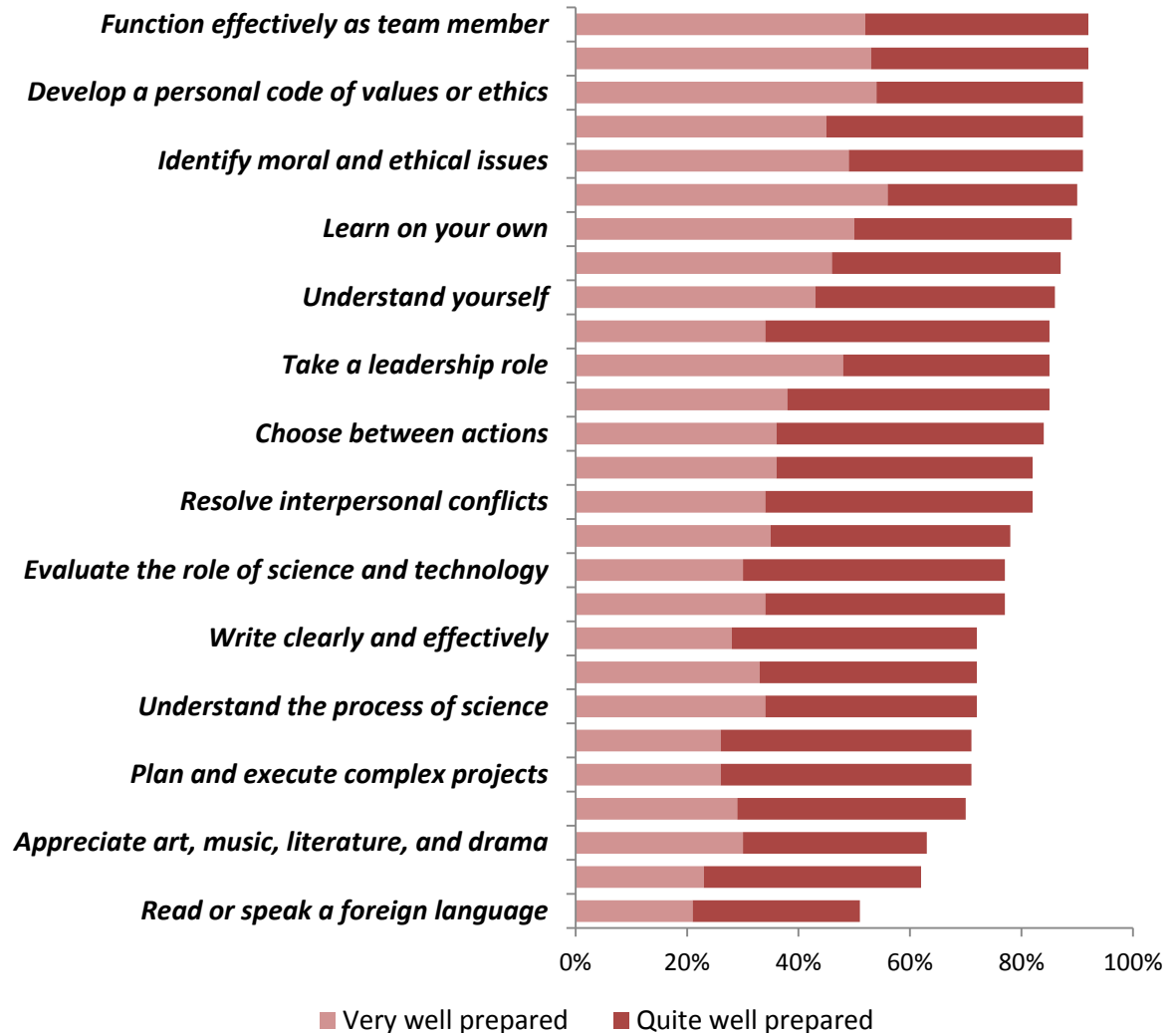
COLLEGE PREPARATION

Q: How well prepared do you feel you are to do the following during your first year at Dartmouth College?

Most of the new students (over 70%) felt they are very well or quite well prepared for most aspects of their life at Dartmouth.

Fewer students were prepared to:

- *read or speak a foreign language (51%)*
- *conduct scholarly research (62%).*
- *develop a critical appreciation of art, music, literature, and drama (63%).*

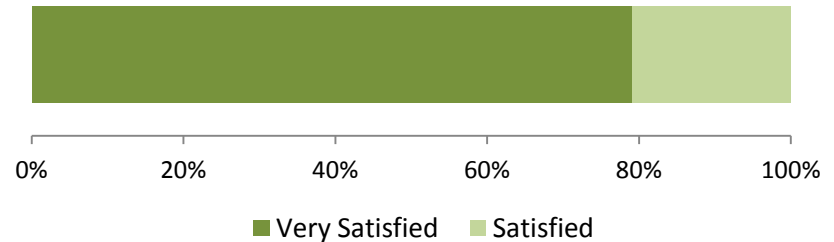


COLLEGE CHOICE

Q: Overall, how satisfied are you that you will attend Dartmouth College this fall?

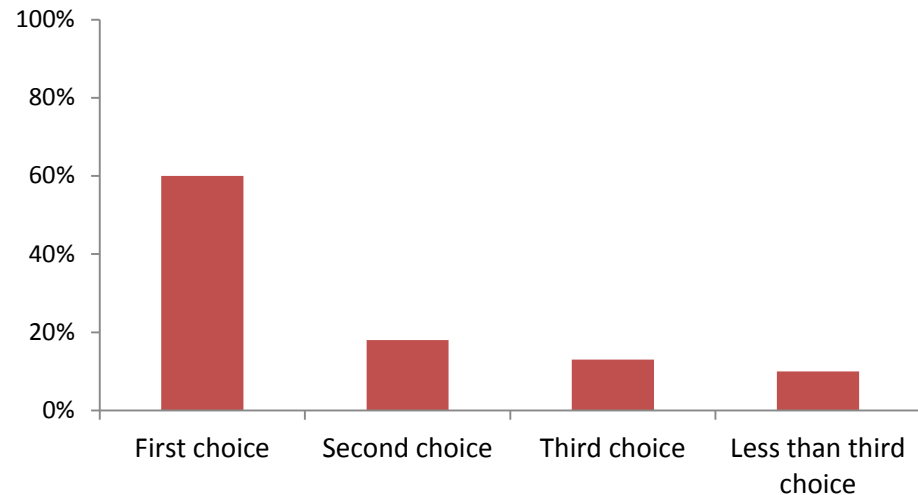
Ninety-six percent of the students were satisfied or very satisfied that they will attend Dartmouth College

Less than 1% were dissatisfied



Q: Among the colleges that you applied to, how would you rank Dartmouth College?

Sixty percent of the students ranked Dartmouth as their first choice among the colleges to which they applied.

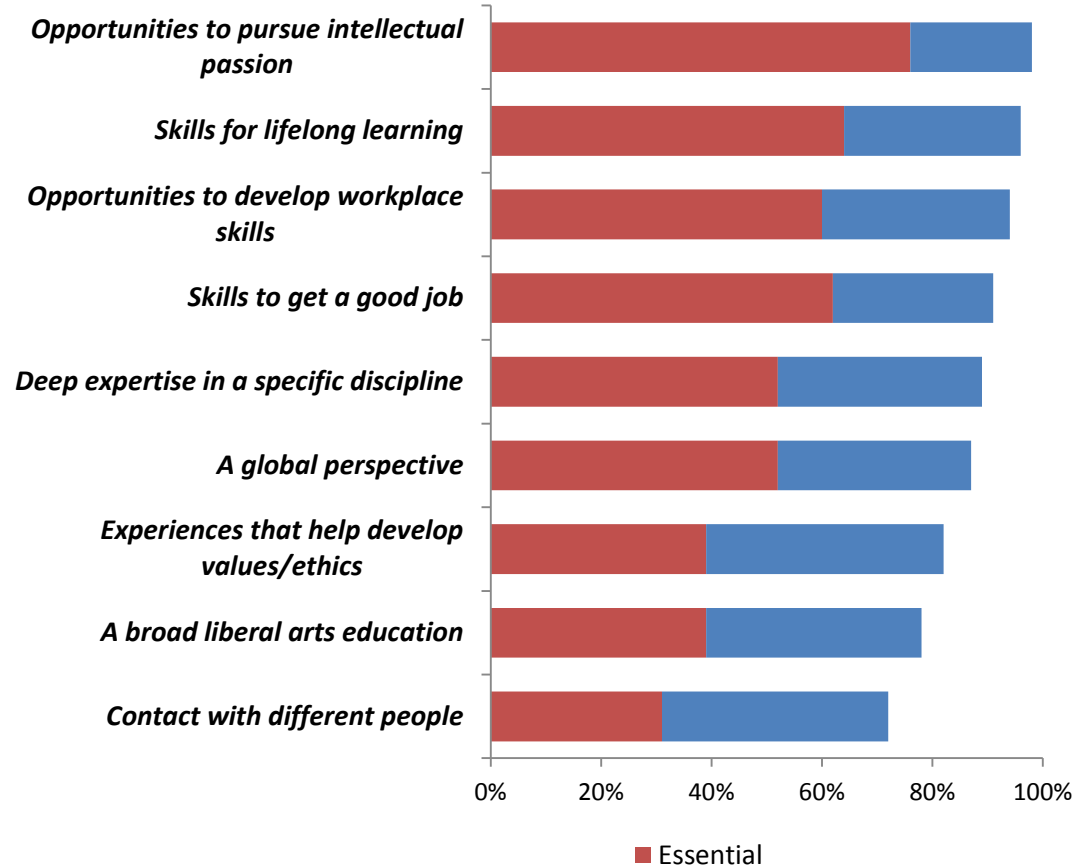


COLLEGE EXPECTATION

Q: How important is it that Dartmouth College provides you with the following?

Overall, students found all of these items very important or essential. The top three ranked areas included:

- *Opportunities to discover and pursue their intellectual passion (98%)*
- *Skills for lifelong learning (96%)*
- *Opportunities to develop skills valuable in the workforce (94%)*



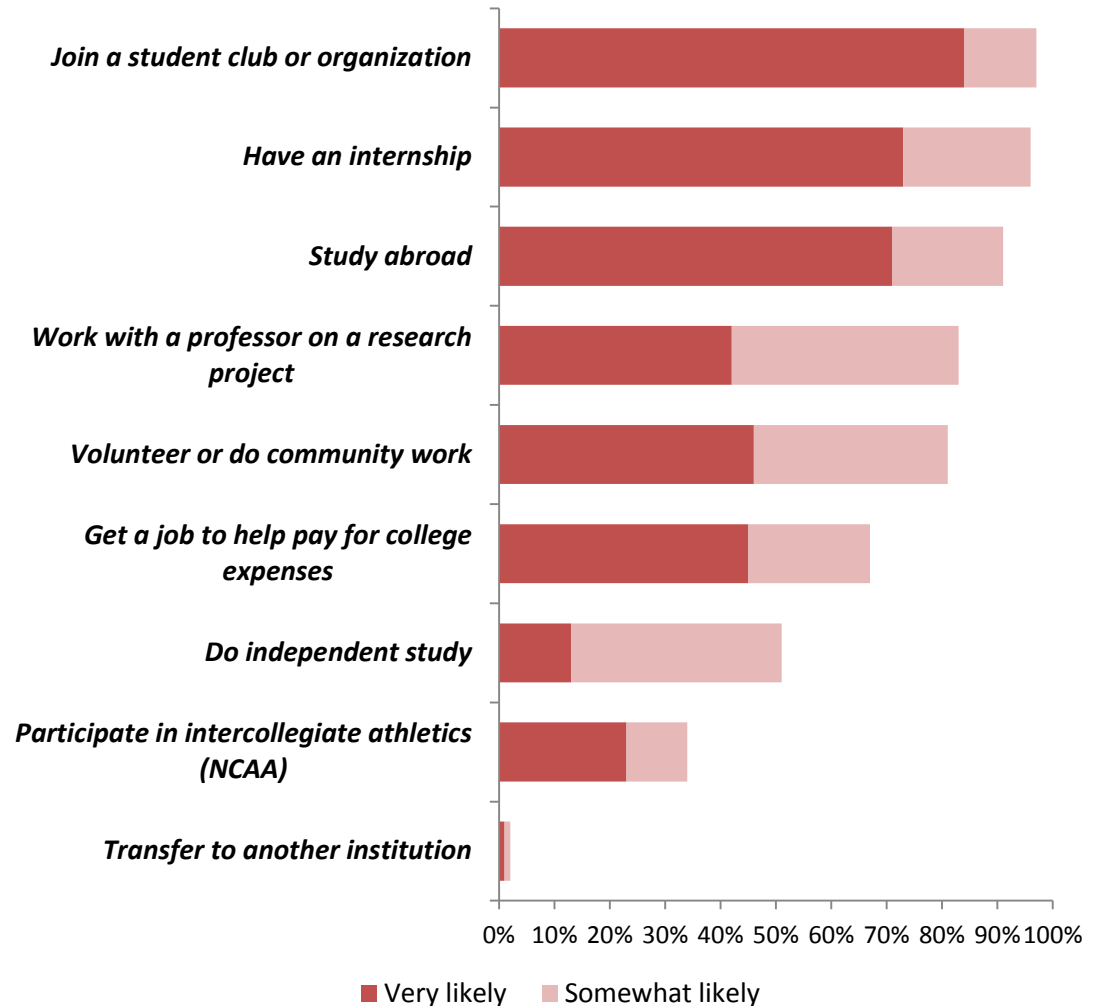
COLLEGE EXPECTATION

Q: How likely are you to do each of the following in college?

Dartmouth students would very likely do the following in college:

- *join a student club or organization (84%)*
- *have an internship (73%),*
- *study abroad (71%).*

Thirteen percent of the students would very likely do independent study, while only 1% would be very likely to transfer to another institution



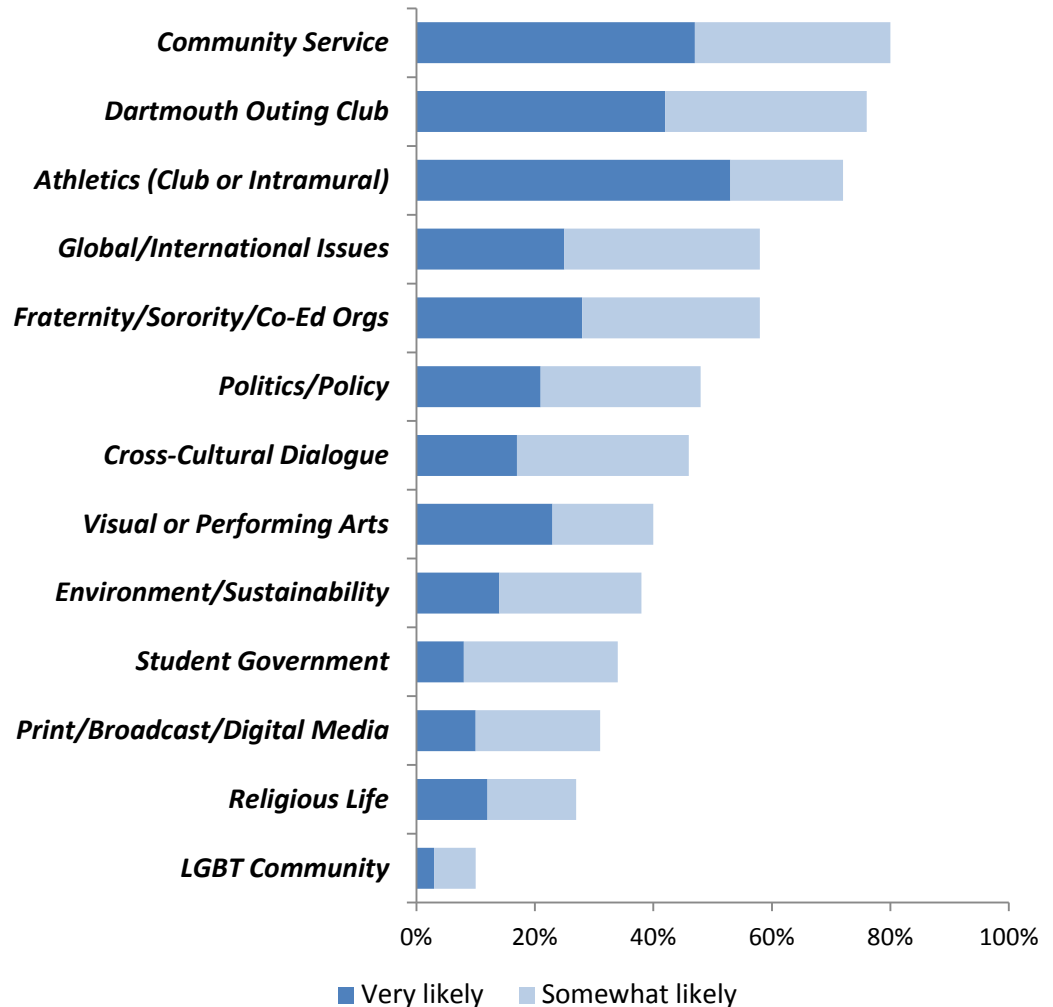
COLLEGE EXPECTATION

Q: How likely are you to participate in the following at Dartmouth?

The activities that the students would very likely participate in were:

- athletics(53%)
- community service (47%)
- Dartmouth outing club/Dartmouth outdoor programs (42%).

Three percent would very likely participate in a LGBT community.

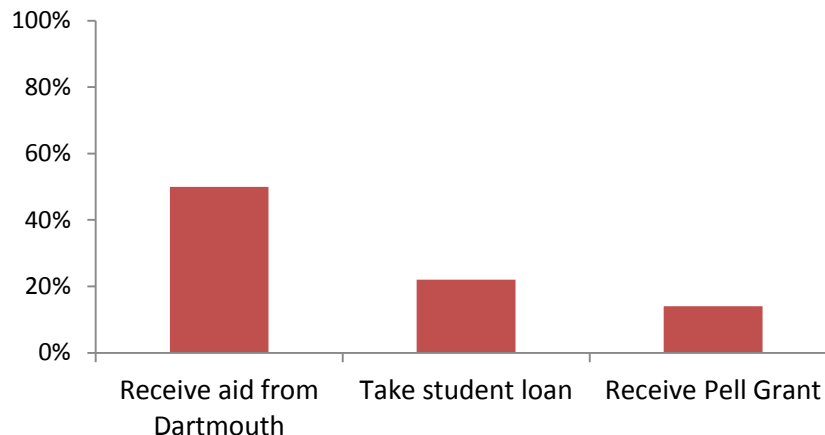


Fifty percent of the students received financial aid from Dartmouth College

Fourteen percent of students received a Pell Grant

Twenty-two percent of students needed to take out student loans to help finance their first year in college

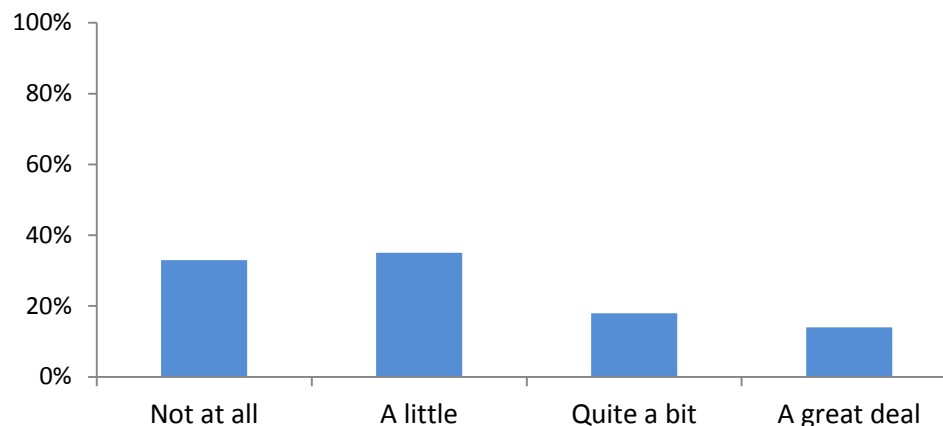
Percent of students receiving financial aid



Q: How concerned are you about your family's ability to pay for your college education ?

Thirty-two percent of the students were concerned ("quite a bit" or "a great deal") about their family's ability to pay for their college

One third of the students were not concerned at all

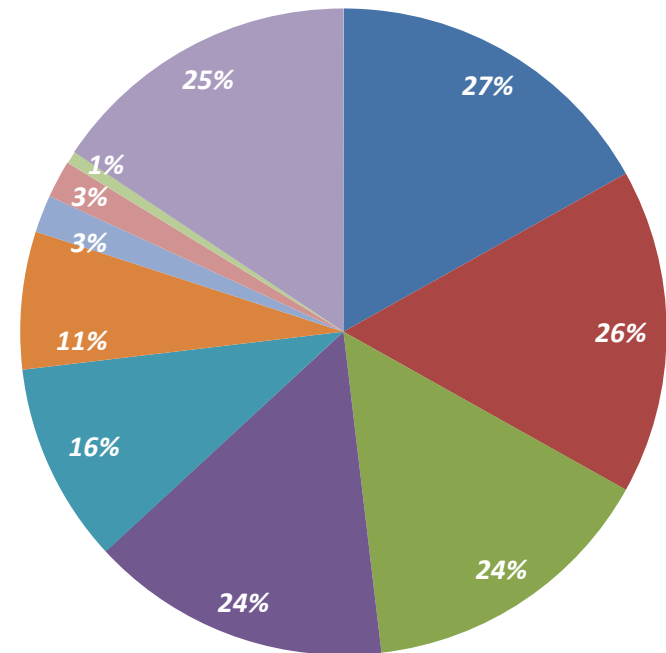


DEGREE ASPIRATIONS

Ninety-one percent of the students intend to pursue a graduate or professional degree after they complete their bachelor's degree.

Twenty-seven percent of the students want to pursue an MBA degree, followed by medical degree (26%), Master's degree in the Arts & Sciences (24%), PhD (24%), and Law degree (16%).

- *Master's degree in Business (MBA)*
- *Medical degree (e.g., MD, DO, DDS, DVM)*
- *Master's degree in the Arts & Sciences*
- *PhD*
- *Law degree (e.g., JD, LLB)*
- *Master's degree in Engineering*
- *Other/Prof. Masters*
- *Professional doctorate (e.g., EdD, DDiv, PsyD)*
- *Other degree/certificate*
- *Undecided*



LIFE GOALS

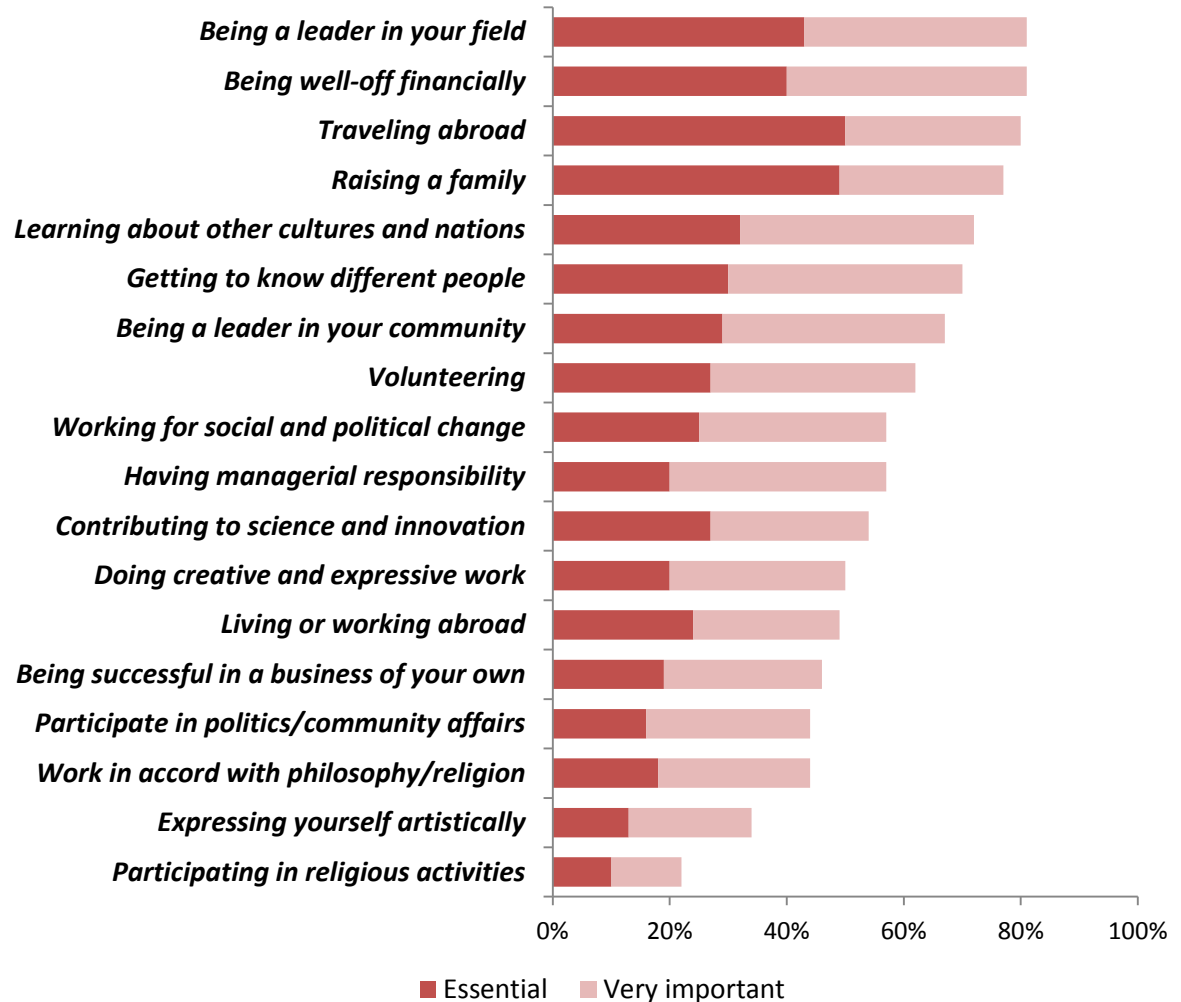
Q: How important is each of the following to you as you think about your own life and future?

When students thought about their own life and future, the two items rated the most important were:

- *being a leader in their field (81%)*
- *being well-off financially (81%)*

The least important were:

- *expressing themselves artistically (34%)*
- *participating in religious activities (22%)*



SUMMARY

- Ninety-six percent of the students were satisfied or very satisfied to be attending Dartmouth College, and 60% of the students ranked Dartmouth as their first choice.
- One-third of the students were not concerned at all about their families' ability to pay for their college education.
- The top three most important things that students thought Dartmouth can provide to them are opportunities to discover and pursue their intellectual passion, skills for lifelong learning, and opportunities to develop skills valuable in the workforce.

SUMMARY

- Seventy-two percent of the incoming students felt that they were well prepared to succeed academically, and 76% felt that they were well prepared to get along socially at Dartmouth.
- More than seventy-five percent of students felt that they were well prepared to stand up for something they believe in, resist peer pressure, live away from home, and balance multiple commitments during their first year at Dartmouth.
- Slightly over half (52%) of the students were well prepared to select the courses they will take.

SUMMARY

- More than 70% of Dartmouth incoming students expected to join a student club or organization, have an internship, or study abroad.
- Ninety-one percent of Dartmouth incoming students planned on getting an advanced degree.