

2014 NEW STUDENT SURVEY

Office of Institutional Research
Dartmouth College



CONTENTS

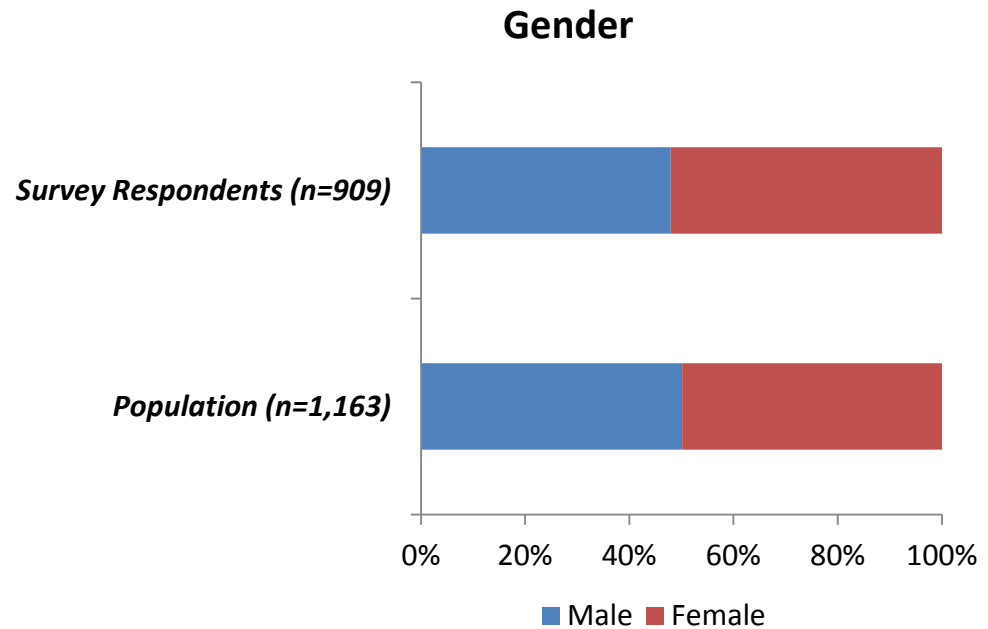
Overview	3
Respondent demographics	4
Self description	6
High school experience	7
College preparation	11
College choice	14
College expectations	15
Financial issues	17
Degree aspirations	18
Life goals	19
Summary	20



- The New Student Survey is a broad-based survey of incoming students. It covers a wide range of topics including one's approach to being a student, high school experiences, level of college preparation, and expectations for college and the future.
- This survey was administered in 2014 for the second time, to 1,163 incoming Dartmouth undergraduate students.
- The survey was electronic.
- The response rate was 78% (909/1,163).

OVERVIEW: RESPONDENT DEMOGRAPHICS

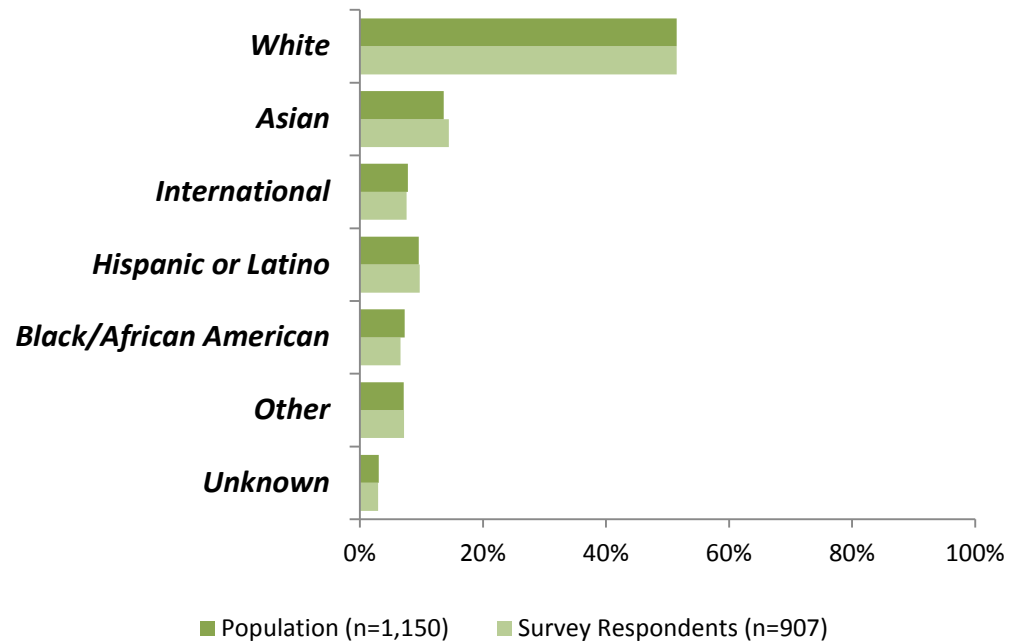
- Slightly more females than males responded to the survey.



OVERVIEW: RESPONDENT DEMOGRAPHICS

- Respondents largely self-identified as White (51%), followed by Asian (14%), Hispanic or Latino (10%), International (8%), and Black or African American (7%).
- There were no statistically significant differences between respondents and non-respondents due to race/ethnicity/international status.

Race/Ethnicity/International Status*



* Unavailable for 13 students



SELF DESCRIPTION

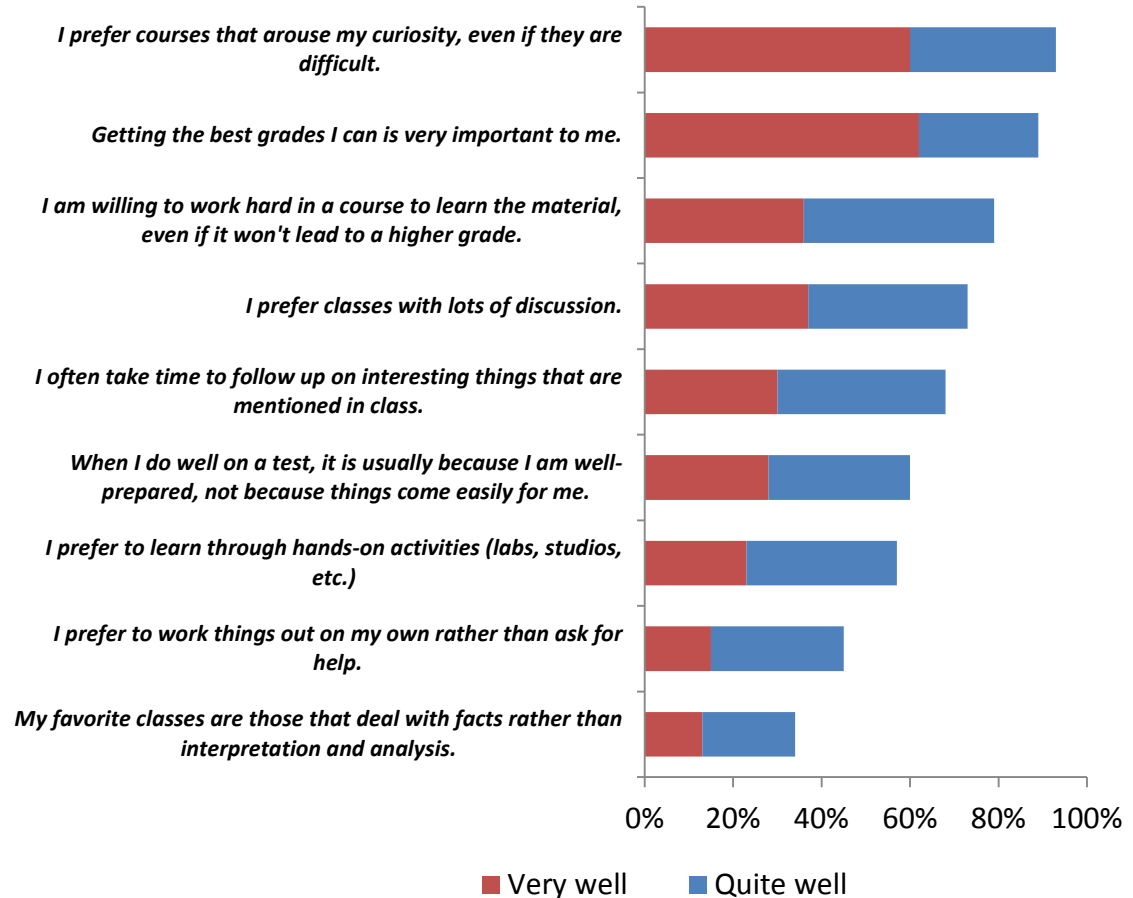
Q: Tell us how well each of the following statements describes you as a student.

- Students identified with the following statements:

“I prefer courses that arouse my curiosity, even if they are difficult.” (93%)

“Getting the best grades I can is very important to me.” (89%)

- Forty-five percent of the students reported that they prefer to work things out on their own rather than ask for help.
- The lowest percentage of students agreed that their favorite classes are those dealing with facts rather than opinions (34%) .



HIGH SCHOOL EXPERIENCE

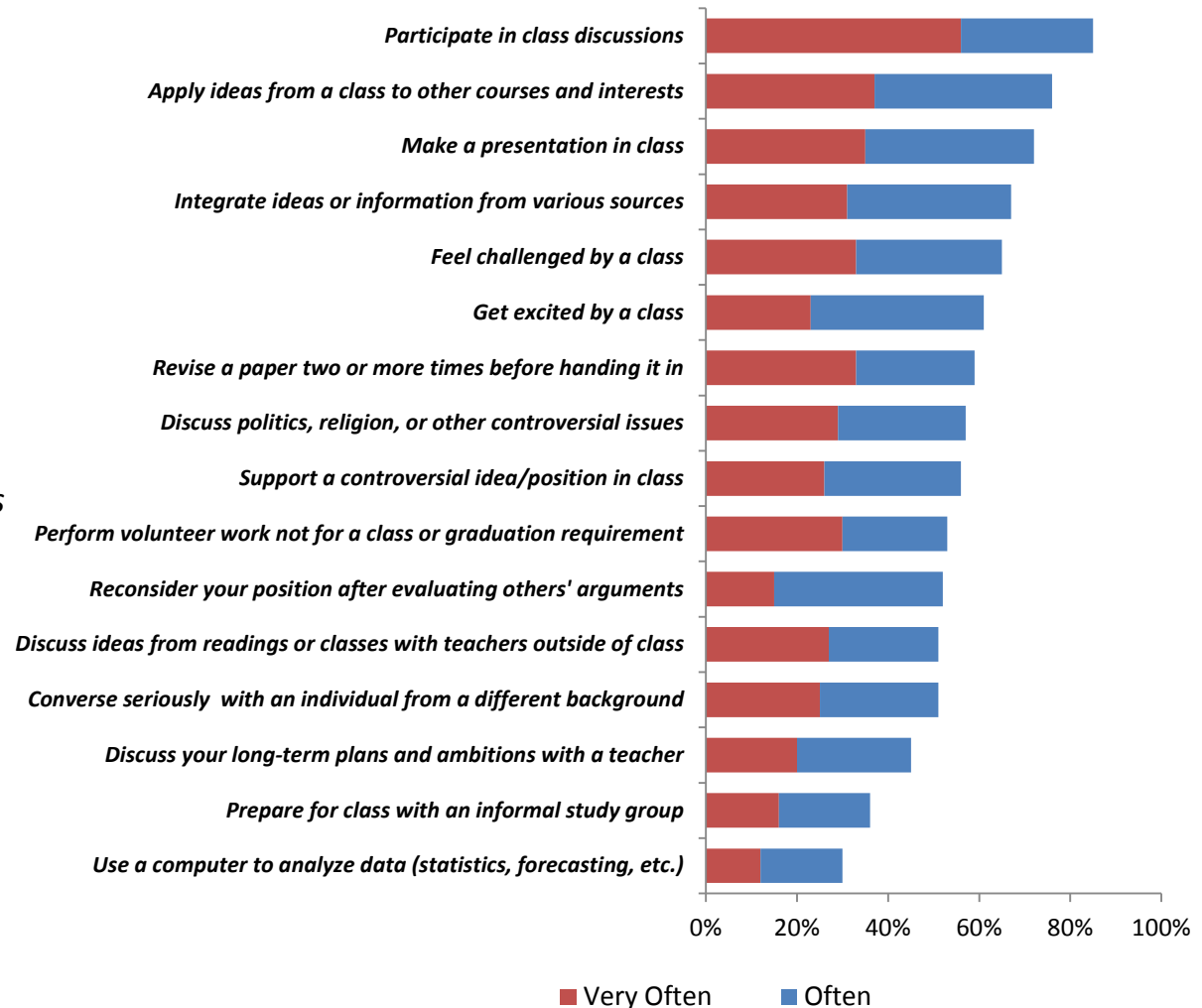
Q: During your last year of high school, about how often did you ...

During their high school senior year, Dartmouth students frequently

- participated in class discussions (85%)
- applied ideas from class to other courses and interests (76%)
- made a presentation in class (72%).

Fewer students regularly

- prepared for class with an informal study group (36%)
- used a computer to analyze data (30%).



HIGH SCHOOL EXPERIENCE

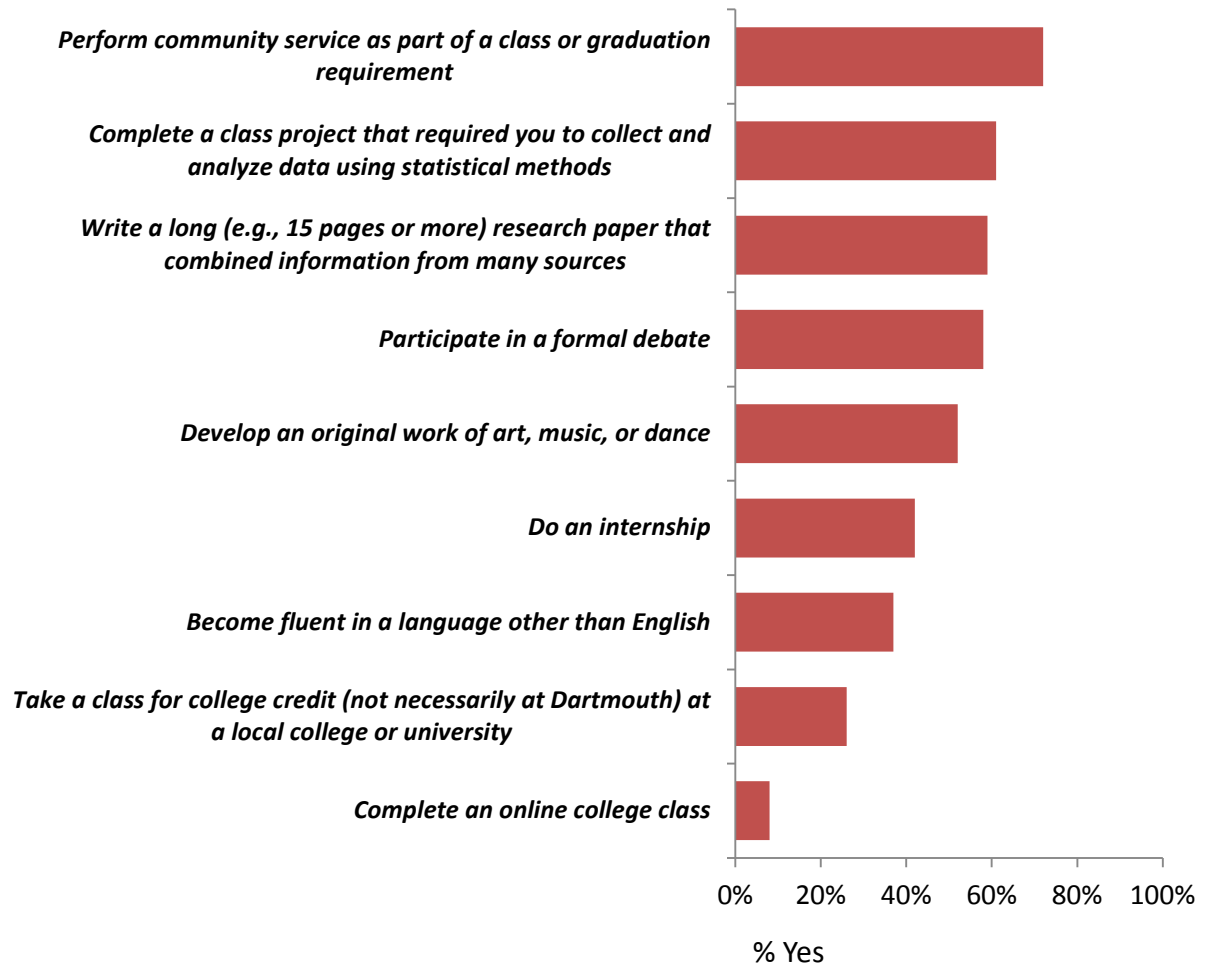
Q: While you were in high school did you ...

Most respondents did the following in high school:

- *performed community service as part of a class or graduation requirement (72%)*
- *completed a class project that required them to collect and analyze data using statistical methods (61%).*

Fewer students

- *took a class for college credit at a local college or university (26%)*
- *completed an online college class (8%).*



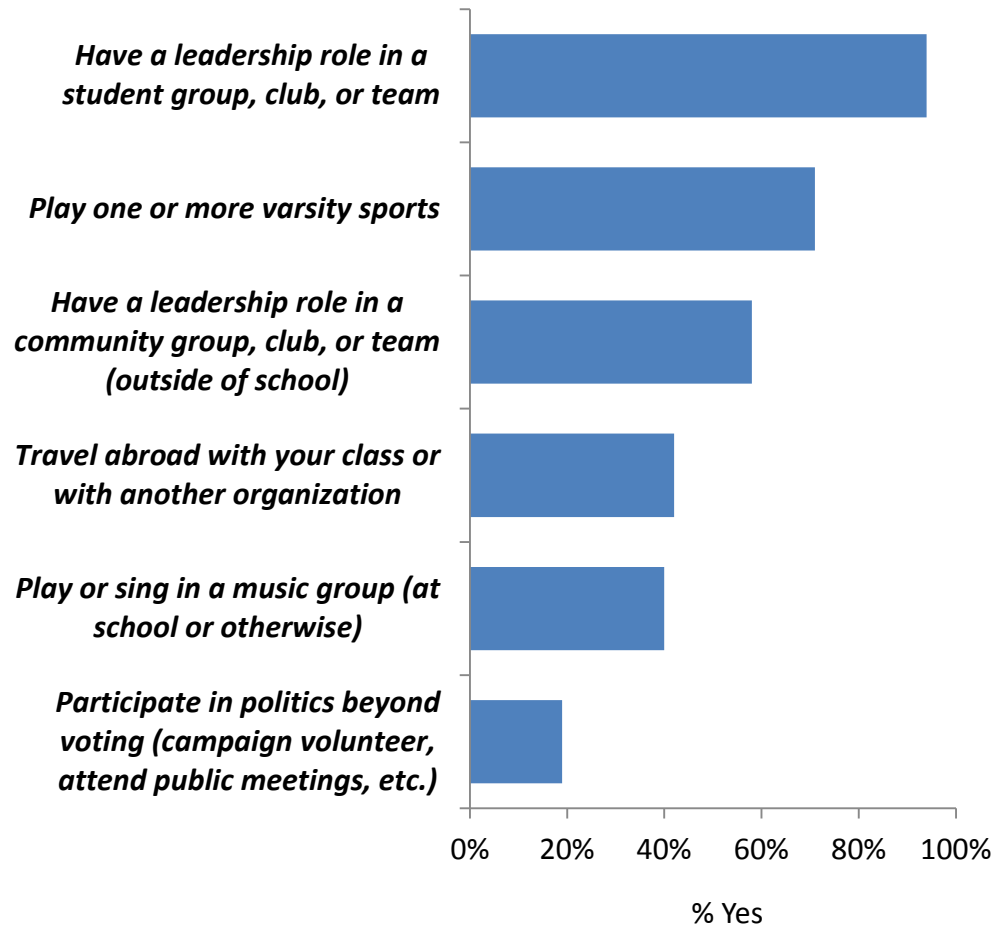
HIGH SCHOOL EXPERIENCE

Q: While you were in high school did you ...

During their high school years, most students did the following:

- *had a leadership role in a student organization, club, or team (94%)*
- *played one or more varsity sports (71%).*

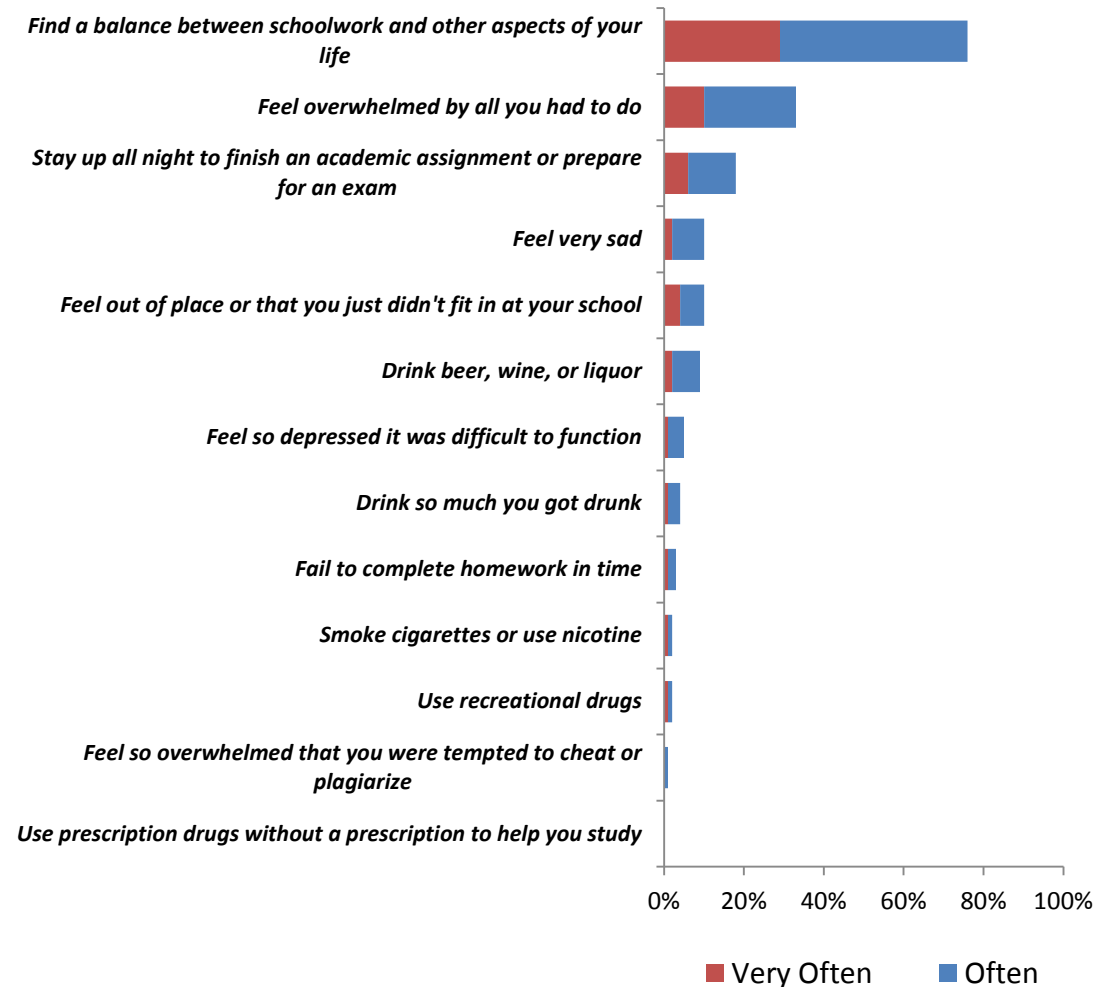
Fewer than one quarter of the students had experience participating in politics beyond voting.



HIGH SCHOOL EXPERIENCE

Q: During your last year of high school, about how often did you...

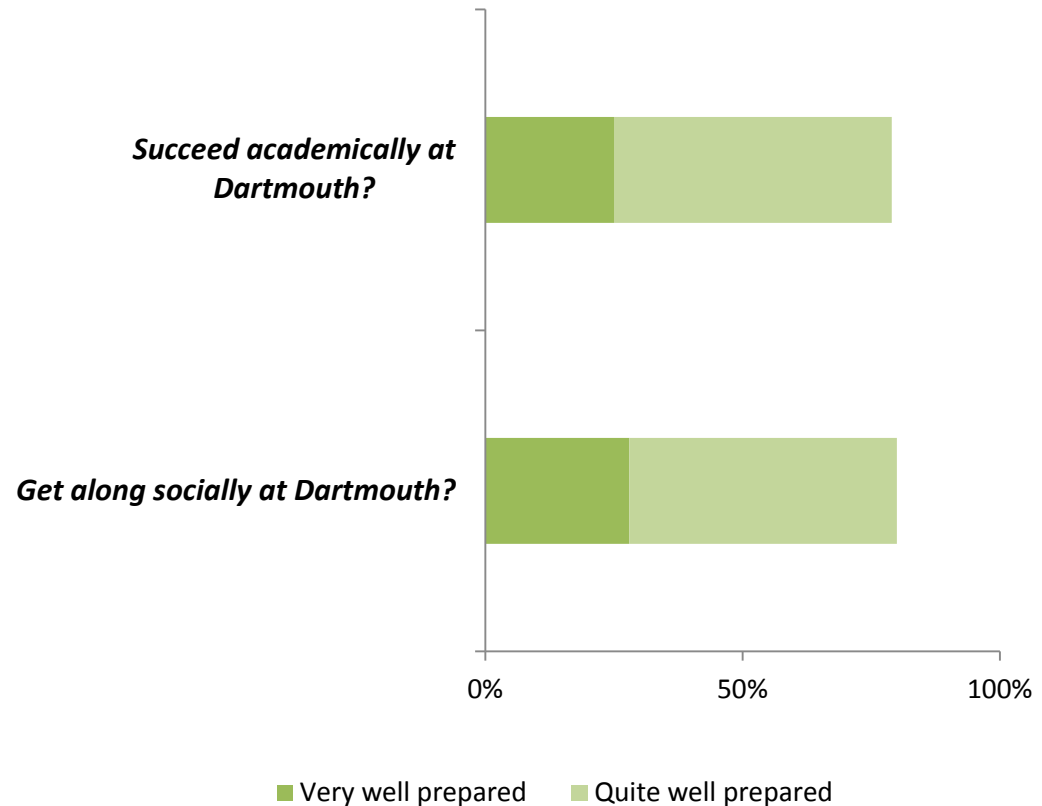
- During the last year of high school, 76% of the students were able to find balance between schoolwork and other aspects of their life.
- Thirty-three percent of the students felt overwhelmed by all they had to do.
- Eighteen percent regularly stayed up all night to finish an academic assignment or prepare for an exam.
- Nine percent of the students drank beer, wine, or liquor regularly, and 4% drank enough to get drunk at times.



COLLEGE PREPARATION

Q: How well prepared do you feel you are to...

- Seventy-nine percent of the students felt very well or quite well prepared to succeed academically at Dartmouth.
- Eighty percent of the students felt very well or quite well prepared to get along socially at Dartmouth.



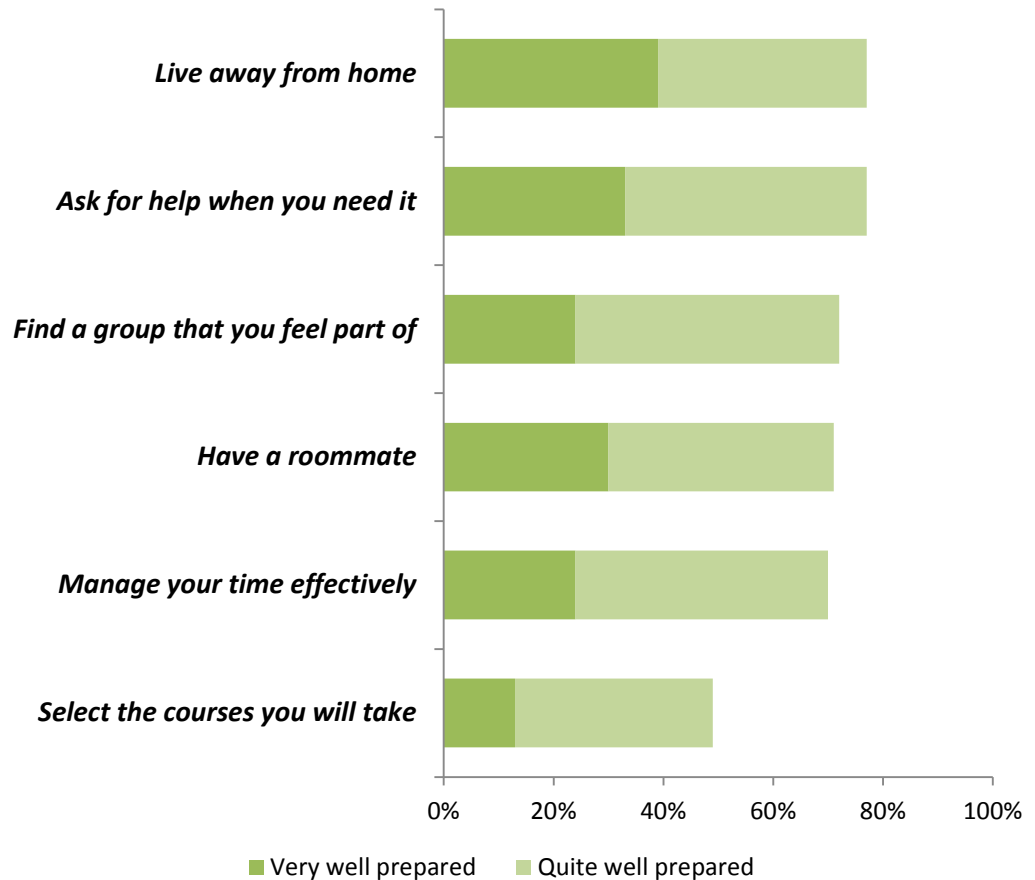
COLLEGE PREPARATION

Q: How well prepared do you feel you are to do the following during your first year at Dartmouth College?

Most students felt very well or quite well prepared to:

- *live away from home (77%)*
- *ask for help when they need it (77%)*
- *find a group that they feel part of (72%)*
- *have a roommate (71%)*
- *manage their time effectively (70%).*

Slightly less than half (49%) of the students felt very well or quite well prepared to select the courses they will take.



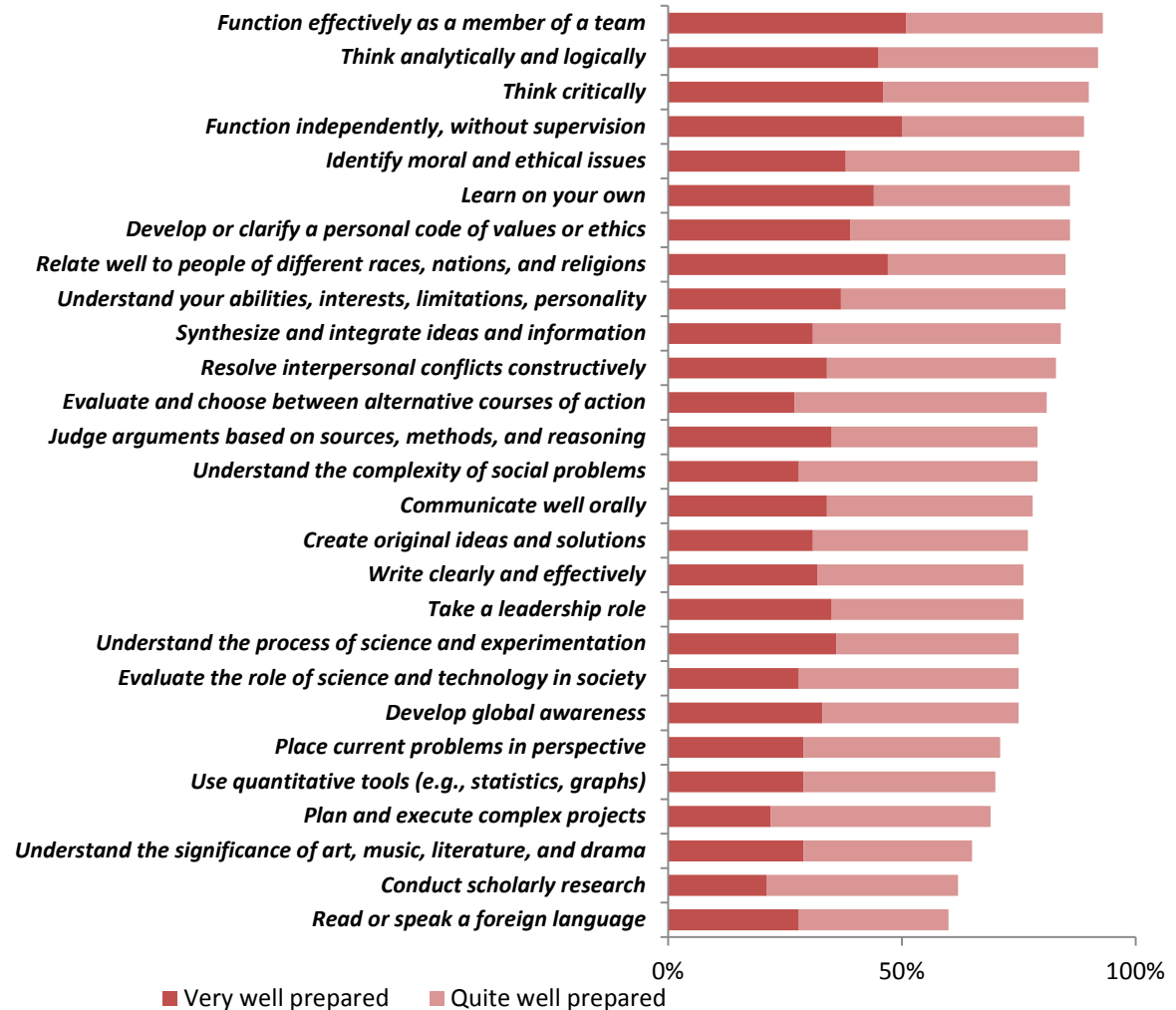
COLLEGE PREPARATION

Q: How well prepared do you feel you are to do the following while at Dartmouth College?

Most new students (over 70%) felt very well or quite well prepared for most aspects of their life at Dartmouth.

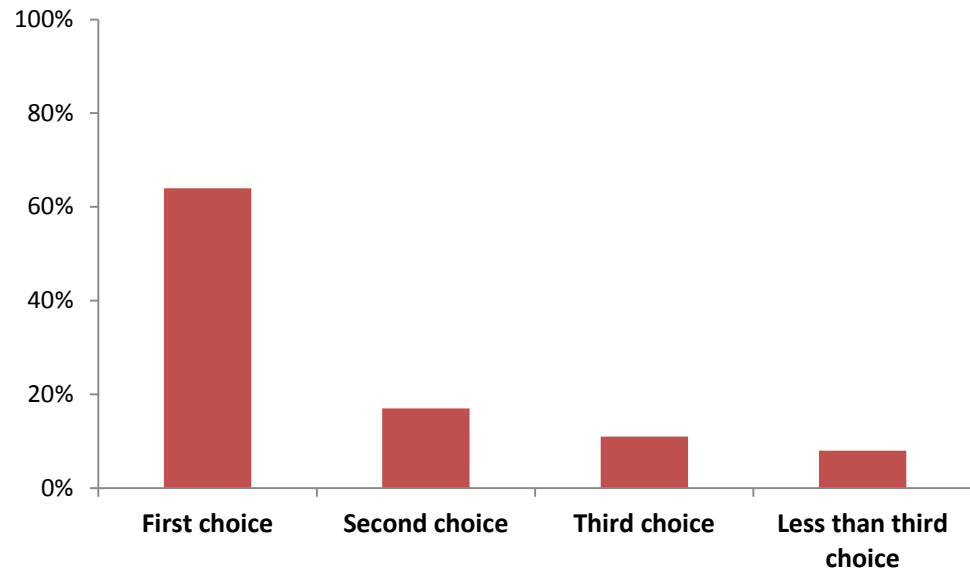
Fewer students felt prepared to:

- *read or speak a foreign language (60%)*
- *understand the significance of art, music, literature, and drama (62%)*
- *use quantitative tools (65%).*



Q: Among the colleges that you applied to, how would you rank Dartmouth College?

- Sixty-four percent of the students ranked Dartmouth as their first choice among the colleges to which they applied.

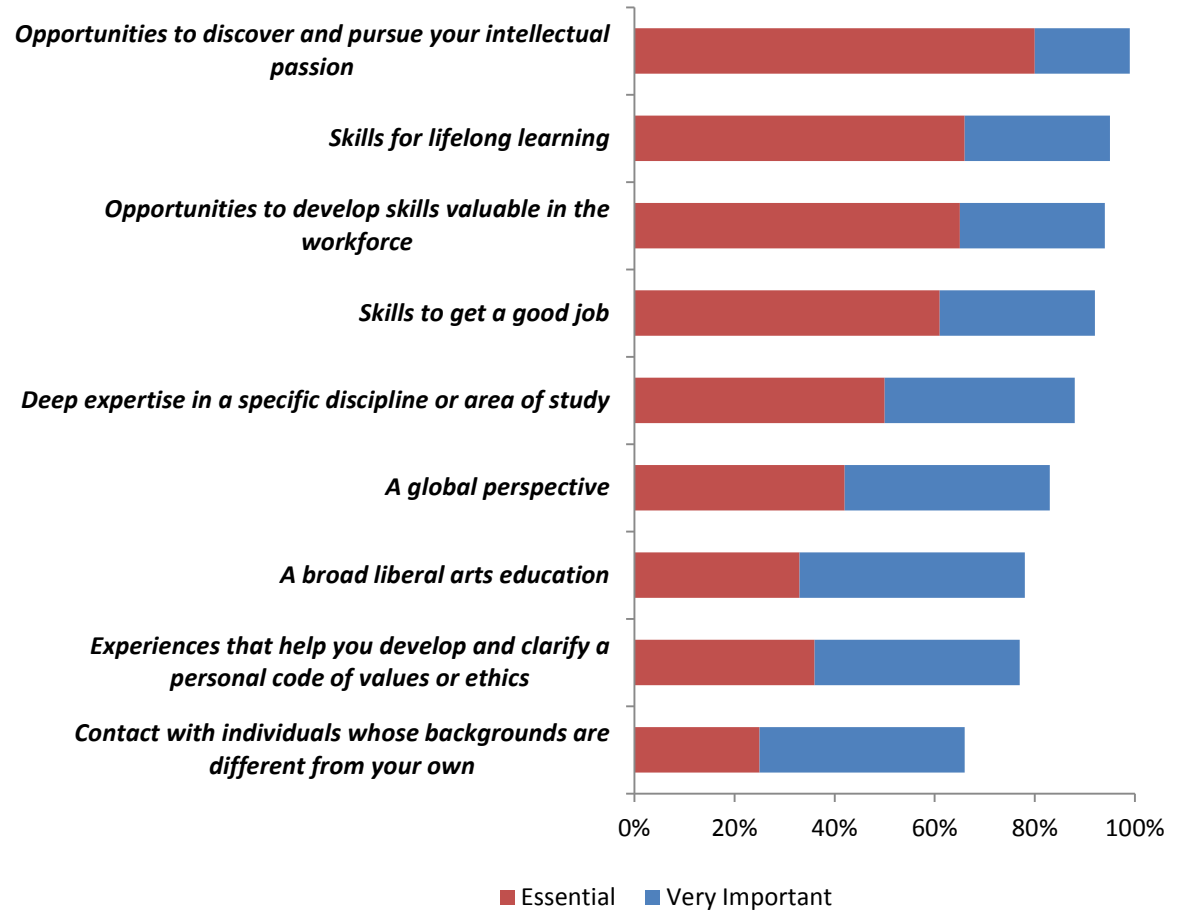


COLLEGE EXPECTATIONS

Q: How important is it that Dartmouth College provides you with the following?

Overall, students found all of these items very important or essential. The top three ranked areas included:

- *Opportunities to discover and pursue their intellectual passion (99%)*
- *Skills for lifelong learning (95%)*
- *Opportunities to develop skills valuable in the workforce (94%).*



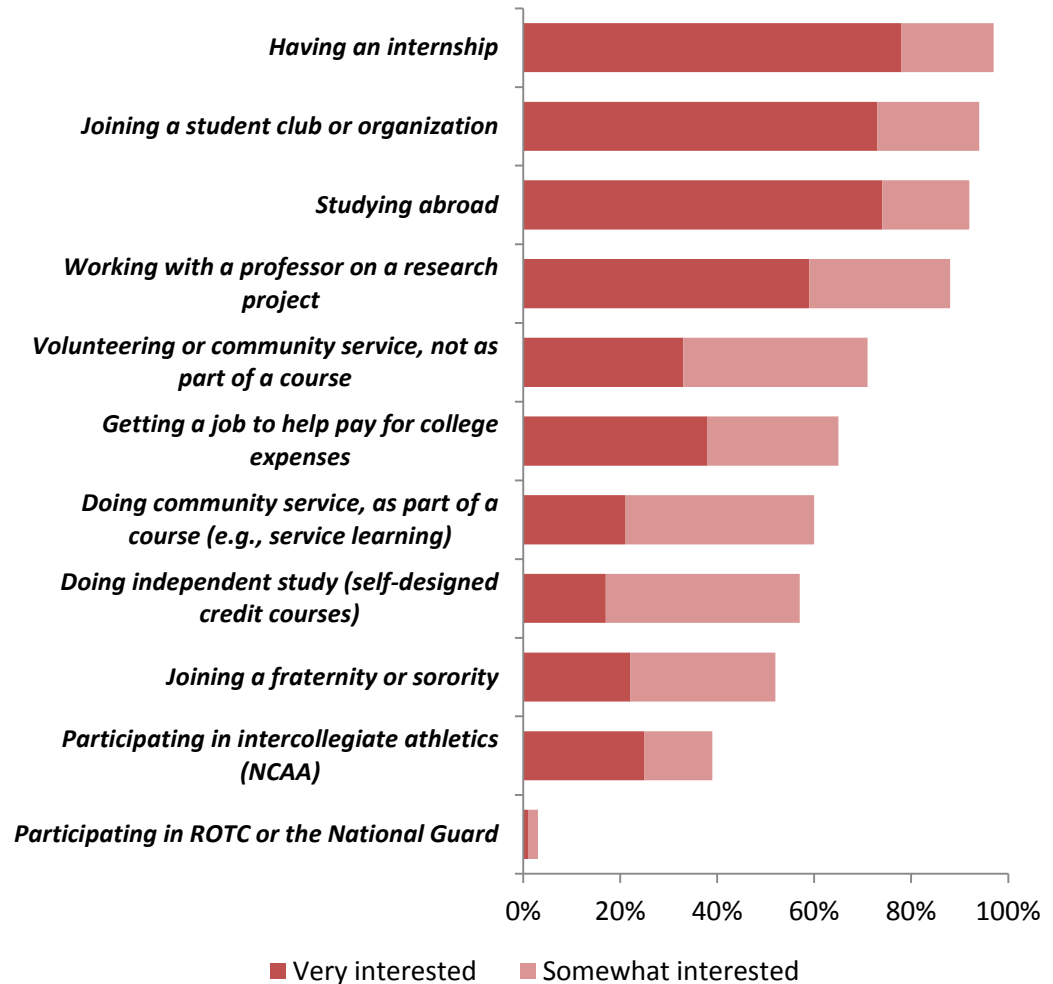
COLLEGE EXPECTATIONS

Q: How interested are you in doing the following during your undergraduate years at Dartmouth College?

Dartmouth students would be very interested in doing the following in college:

- *having an internship (78%)*
- *joining a student club or organization (73%)*
- *studying abroad (74%)*.

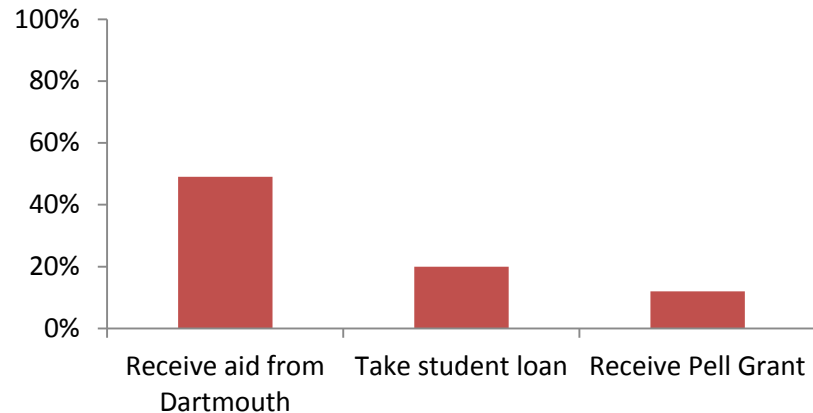
Seventeen percent of the students would be very interested in doing independent study, while only 1% would be very interested in participating in ROTC or the National Guard.



FINANCIAL ISSUES

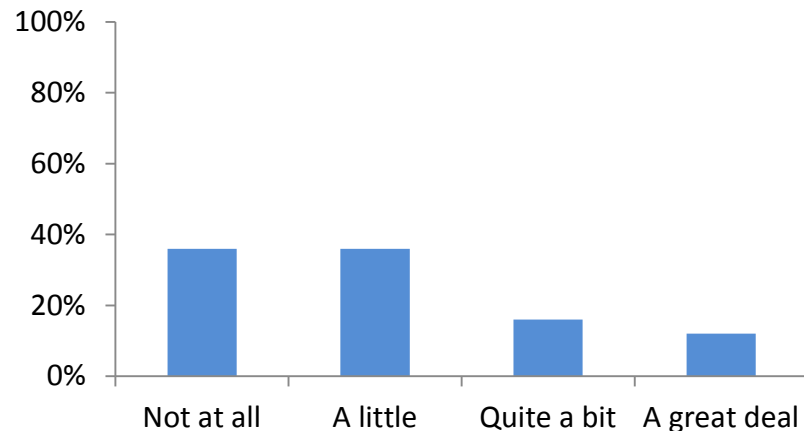
- Forty-nine percent of the students received financial aid from Dartmouth College.
- Twelve percent of the students received a Pell Grant.
- Twenty percent of the students needed to take out student loans to help finance their first year in college.

Percent of students receiving financial aid



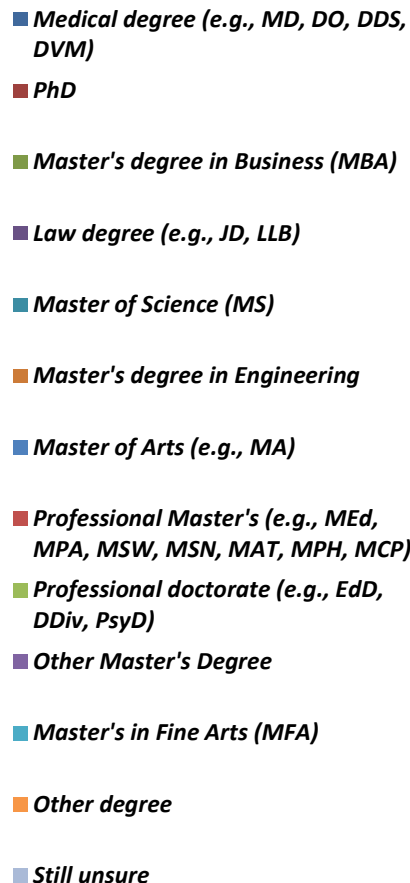
Q: How concerned are you about your family's ability to pay for your college education ?

- Twenty-eight percent of the students were concerned ("quite a bit" or "a great deal") about their family's ability to pay for their college.
- Thirty-six percent of the students were not concerned at all.



DEGREE ASPIRATIONS

- Seventy percent of the students intend to pursue a graduate or professional degree after they complete their bachelor's degree, and 29% are not sure.
- Among those who intend to get an advanced degree, 36% percent of the students want to pursue a medical degree, followed by PhD (30%), MBA (29%), Master of Science (19%), and Master's degree in Engineering (16%).



LIFE GOALS

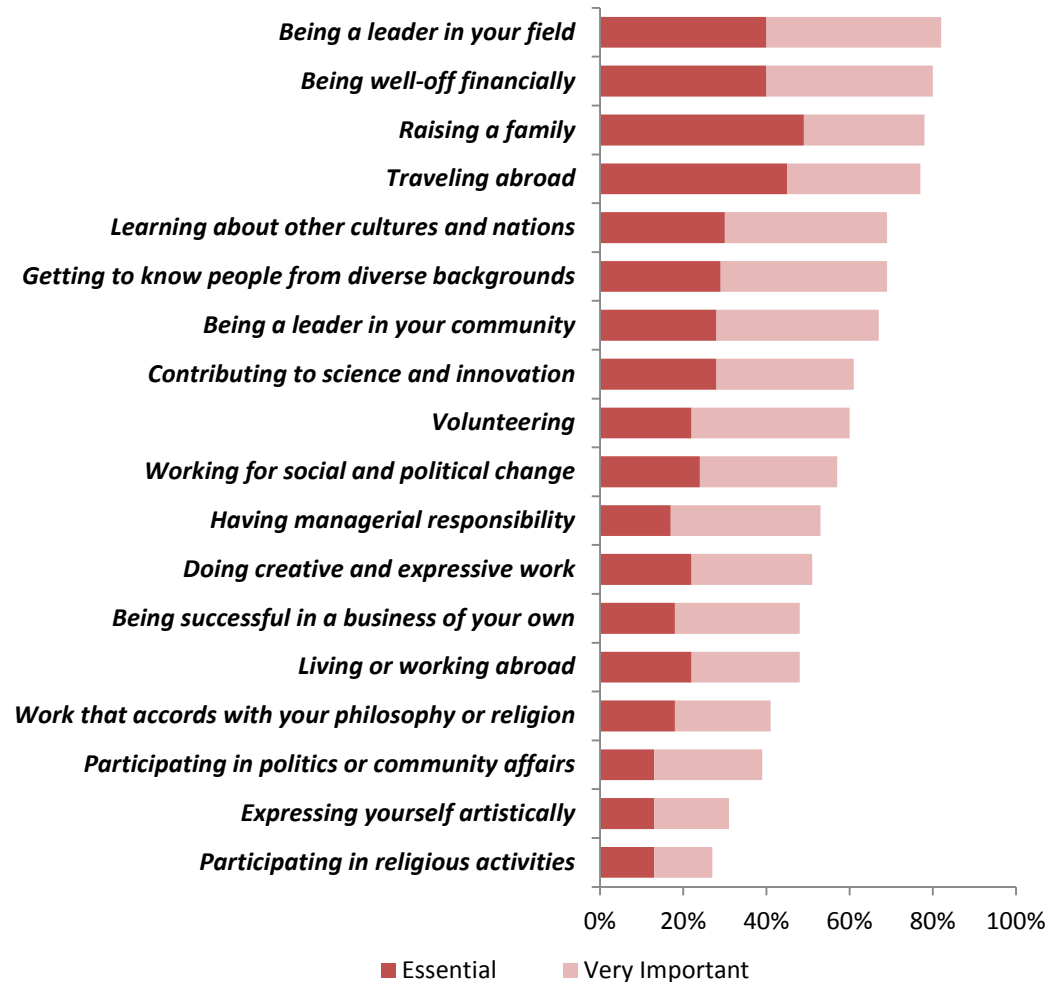
Q: How important is each of the following to you as you think about your own life and future?

When students thought about their own lives and future, the two items rated most important were:

- *being a leader in their field (82%)*
- *being well-off financially (80%).*

The least important were:

- *expressing themselves artistically (31%)*
- *participating in religious activities (27%).*



SUMMARY

- Sixty-four percent ranked Dartmouth as their first choice.
- Twenty-eight percent were concerned (“quite a bit” or “a great deal”) about their family's ability to pay for their college, while 36% were not concerned at all.
- The three most important things students thought Dartmouth could provide were 1) opportunities to discover and pursue their intellectual passion; 2) skills for lifelong learning; and 3) opportunities to develop skills valuable in the workforce.

SUMMARY

- Students felt well prepared to succeed academically and get along socially at Dartmouth.
- Seventy percent or more felt they were well prepared to live away from home, ask for help when they need it, find a group they fell part of, have a roommate, and manage their time effectively during their first year at Dartmouth.
- Just under half (49%) were well prepared to select the courses they would take.

SUMMARY

- More than 70% of Dartmouth incoming students expected to join a student club or organization, have an internship, or study abroad.
- Seventy percent of incoming Dartmouth students intend to get an advanced degree. Among them, 36% percent want to pursue a medical degree, 30% a PhD, and 29% an MBA.

