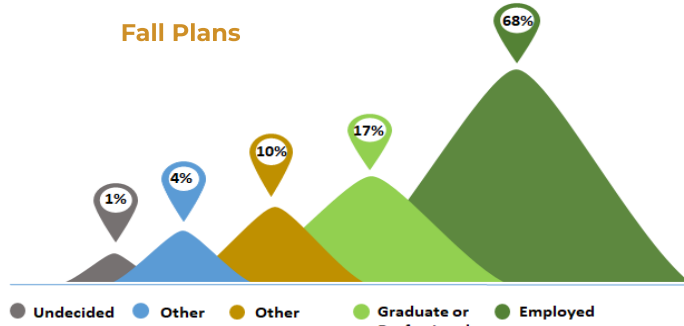


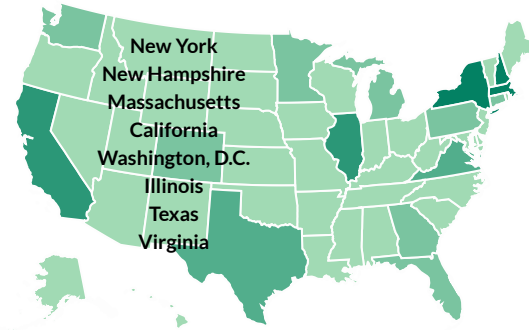
Note: Response rate of the Postgraduate Plans section was 33%.

### Fall Plans



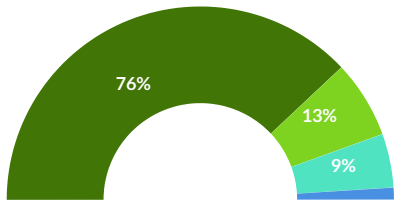
\*Enrolled in some other educational program (such as completing current degree or a post-baccalaureate program)

### Fall Residence In U.S.



## Employment Outcomes

### Employment Type



- For-profit corporation/company (76%)
- Non-profit organization/NGO (13%)
- Government or other public institution (9%)
- Self-employed (2%)

22% Business & Management Consulting

20% Finance

13% Health & Sciences

13% Technology

9% Education

6% Arts/Media/Entertainment

6% Government, Public Policy and Advocacy

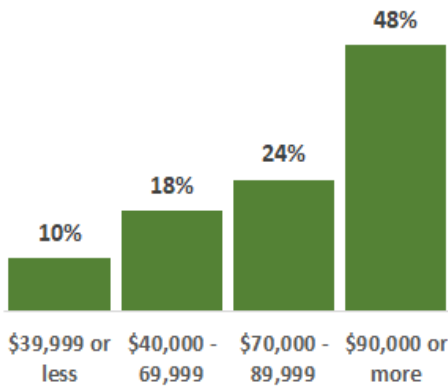
5% Manufacturing & Engineering

3% Law, Legal Services, Judicial

4% Other

### Industries

### Total Salary



### Sample Starting Roles

- Associate Designer
- Associate Product Manager
- Brand Strategy Analyst
- Business Development
- Climate Researcher
- Clinical Research Associate
- College Success Advisor
- Consultant
- Data Scientist
- Digital Library Fellow
- Energy Analyst
- Environmental Consultant
- Forestry Technician
- Frontend Developer
- Investment Analyst
- Lab technician
- Legal Analyst
- Medical Assistant
- Operations Associate
- Private Equity Analyst
- Quantitative Trader
- Resettlement Case Manager
- Retail and Marketing Coordinator
- Software Engineer
- Teaching Fellow
- UX/UI Designer
- Underwriting Professional

### Sample Employers

- Accenture
- Amazon
- Americorps
- Apple
- ABC News
- Bain & Co.
- BDO Digital
- Boeing
- Deloitte
- EY-Parthenon
- Gartner
- Goldman Sachs
- IBM
- Meta (Facebook)
- JPMorgan
- CVS Health
- Google
- Mastercard
- McKinsey & Co.
- MOB Entertainment
- Procter & Gamble
- Stanford University
- Summit Public Schools
- UChicago Medicine
- U.S. Forest Service
- Zoom

## Further Education

### Top Graduate Schools

### Degree Pursuing Next Year

