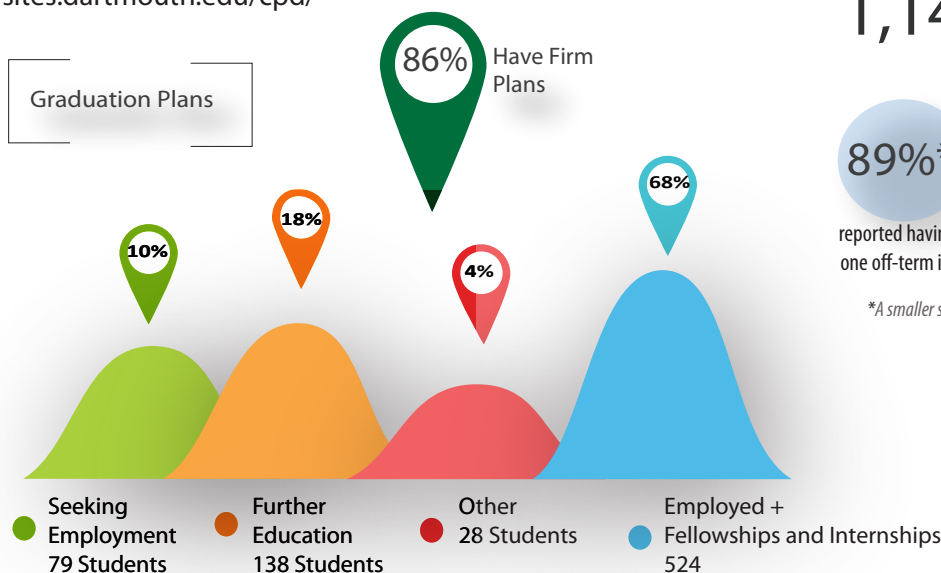




Center for Professional Development  
<https://sites.dartmouth.edu/cpd/>

### Graduation Plans



1,146



67% Response Rate

89%\*

reported having at least one off-term internship

55%\*

reported having participated in academic research


\*A smaller sample of students (285) were presented with the academic research and off-term internship questions due to survey changes in 2018



### Total Compensation

15% will earn less than \$39,999  
30% between \$40,000 and \$69,999  
34% between \$70,000 and \$89,999  
21% will earn more than \$90,000+

### Top Industries



### Top Graduate Schools



### Work Locations

#### Top 10 US states



#### Top foreign countries

Canada  
Mexico  
South Korea

### Intended Degree

15% of Students  
PhD

3% of Students  
Bachelor in Engineering

48% of Students

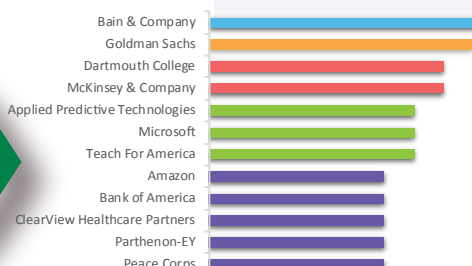
Masters

11% of Students  
Medical degree (MD, DO, DDS, DVM)

16% of Students  
Law degree (JD, LLB)

6% of Students  
Other

### Top Ten Employers



### Median Salary Range by Industry

Arts/Media/Entertainment	\$20,000-29,999	Law	\$40,000-49,999
Business & Management Consulting	\$80,000-89,999	Manufacturing & Engineering	\$70,000-79,999
Community Service	\$30,000-39,999	Marketing & Communications	\$60,000-69,999
Education	\$30,000-39,999	Retail, Wholesale, Goods & Services	\$60,000-69,999
Finance	\$80,000-89,999	Sports/Recreation/Athletics	\$30,000-39,999
Government/Military	\$40,000-49,999	Technology	\$90,000+
Health & Sciences	\$50,000-59,999	Other	\$40,000-49,999