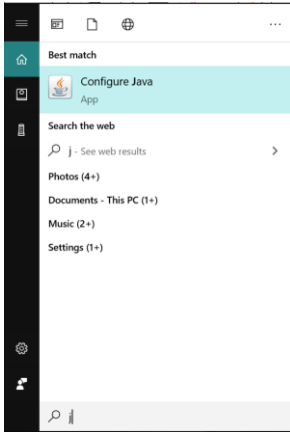
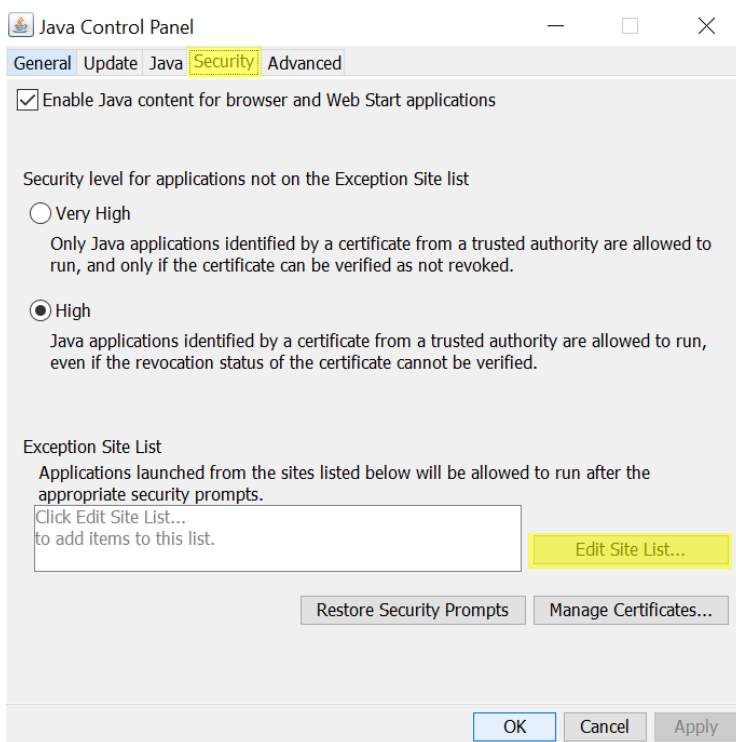


## Adding Oracle to Java Security Exceptions List

Go to Windows Search and Type “Java”. Select “Configure Java”.



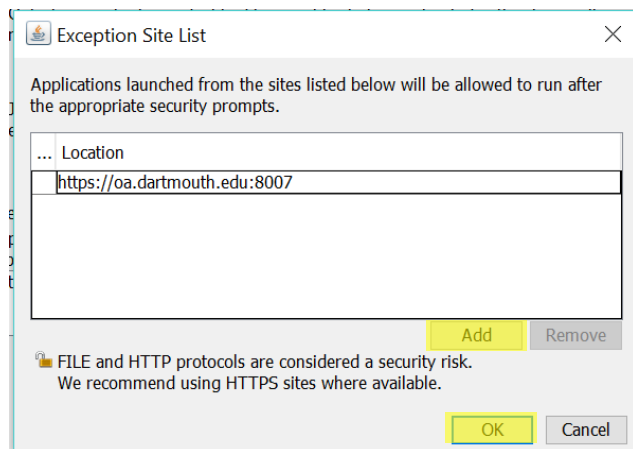
This will open the Java Control Panel. Click the Security tab at the top. Next to the Exception Site List, click “Edit Site List”.



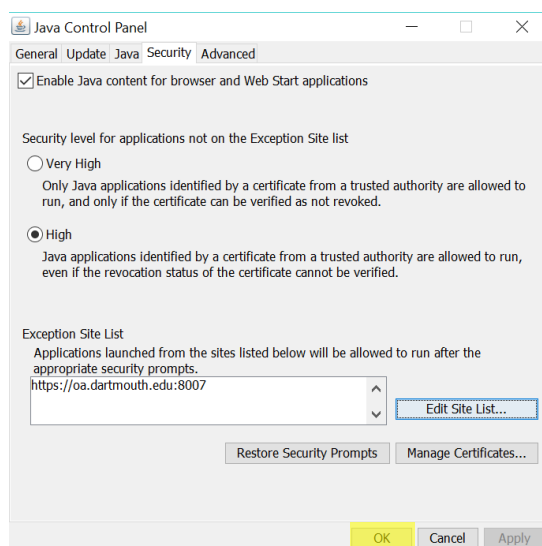
Click the “Add” Button and add the following sites:

<https://oa.dartmouth.edu:8007>

## Adding Oracle to Java Security Exceptions List



Click “OK”



Click “OK”.

If you need access to our test environment, repeat these steps to add `https://oa-dev.dartmouth.edu:8002`.

**\*\*Note:** you may still get a popup notifying you there is a risk to run this.



Click “I accept the risk and want to run this application” and “Run”.