Volume 3 / Issue 1

UNDER THE MICROSCOPE

The Dartmouth College laboratory safety newsletter

Contact EHS for specific questions,
646-1762 or e-mail ehs@dartmouth.edu

DARTMOUTH COLLEGE
Environmental Health & Safety

Fume Hoods

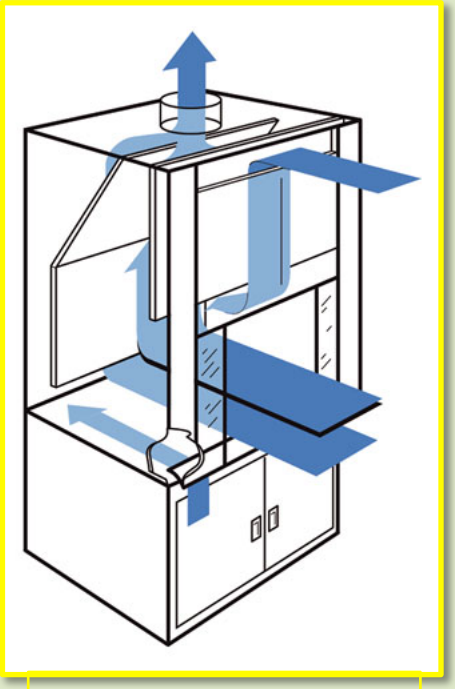

Hood air flow

Fume Hood Basics

- Reduce obstructions
- Hood shelves help maintain good airflow
- Check airflow monitor (min. ~80 fpm). If the hood doesn't have a monitor use a kimwipe or piece of paper to check for flow
- Keep the sash at 18 inches or less
- Work at least 6 inches inside the hood
- Keep lab doors/windows shut to prevent interference with hood capture
- Fume hoods are not biosafety cabinets
- If your hood is not working correctly notify Work Control or facilities

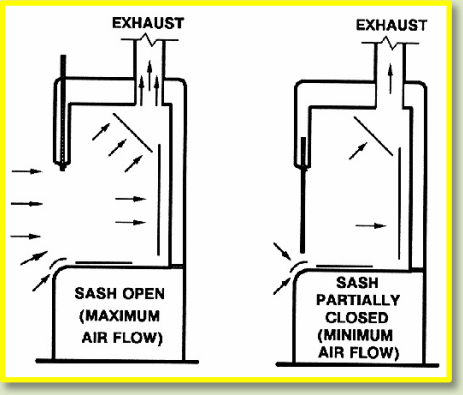

How work positioning effects capture



EHS Staff

Maureen, Michael, Katrina, Sandy, Ryan, Jeff, Caitlyn, Molly, Jason

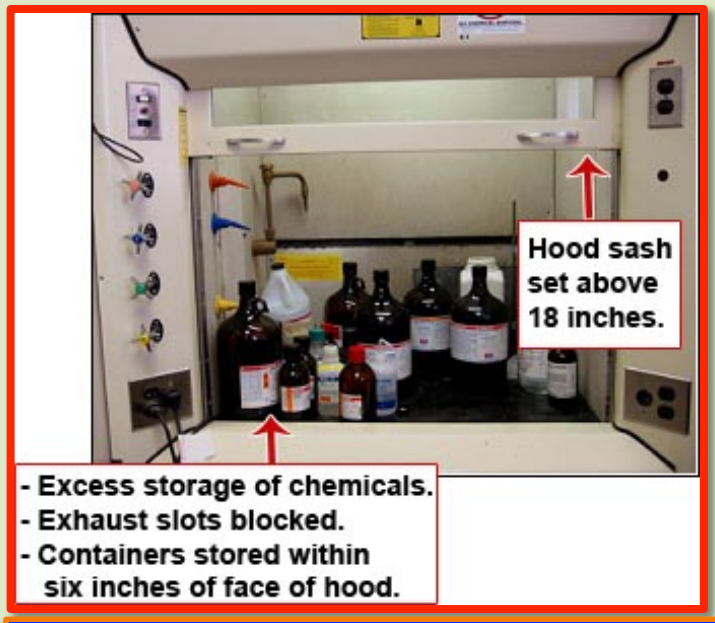

THE GOAL IS TO AVOID THIS...

...AND ACHIEVE THIS.



Follow this link to view a short fume hood animation video:

https://www.youtube.com/watch?v=nlAaEpWQdwA

EHS main page:
http://www.dartmouth.edu/~ehs/