

# Doubling Up: Leveraging Existing Technology to Provide More Library Instruction with the Same Staff

Jennifer Ferguson  
Rivier College  
Dartmouth Biomedical Libraries  
October Conference, 2010



Blackboard



ektron  
What do you want your website to do?



# How do you teach 45% more classes with the same staff?

---

- ▶ Transitioning to College Life
- ▶ First-Year Studies
- ▶ Drop-in Sessions
- ▶ Quick Start Sessions
- ▶ Information Literacy Initiative



# Re-Thinking Modes of Instruction

---

- ▶ Partnering with the Writing Center
- ▶ Online-only Instruction
- ▶ Subject-specific tutorials



Blackboard



# Transitioning to College Life

---

- ▶ Mandatory one-credit course for all First-Year Students
- ▶ Basic introduction to the library and its resources
- ▶ Partnered with the Writing and Resource Center to teach RefWorks



# First-Year Studies

- ▶ Would the addition of Transitioning to College Life mean too much duplication?
- ▶ Online instruction through Blackboard uses Captivate tutorials to provide more in-depth information.

FYS Information Literacy -- Read First

Build Content Create Assessment Add Interactive Tool Assign Textbook

### Information Literacy Tutorial

Enabled: Statistics Tracking

As part of your First Year Studies-W course work, you are required to take the FYS Library Tutorial and Quiz. The library tutorial consists of six separate modules, ranging from about one minute to just over six minutes in duration. Each module introduces you to a different aspect of library research, from a discussion of college-level research to an overview of the library's physical and online resources to specific instructions for using those resources efficiently.

Each module includes practice quiz questions that not only help to reinforce the lesson but also allow you to assess your performance before taking the final quiz. If you are not satisfied with your performance on the practice quiz questions, you can go back through any module and watch it again as many times as you want.

Once you have completed the six modules and are satisfied with your results, you will then need to take the final quiz. To do so, go to the Information Literacy Multiple Choice Quiz folder and answer the 10 questions.


The quiz must be completed by Thursday, April 1 and is *required as part of your FYS-W course work*. The passing grade is 70%. If you do not pass the quiz on your first try, you will be able to take another quiz by going back to the **Assignments** section and selecting the folder **FYS retake quiz**.

Note: Successfully completing the quiz requires viewing the 6 tutorial modules *first*. Please don't miss this first step since quiz questions are based on the contents of the tutorial!

Proceed to the tutorial modules:

1. [About the Libraries](#) (2:49 min)
2. [College-Level Research](#) (1:40 min)
3. [Four Search Strategies](#) (4:29 min)
4. [Research Databases](#) (5:27 min)
5. [Library Catalog](#) (6:35 min)
6. [Internet Searching & Evaluating Resources](#) (6:18 min)

## Search Strategies



Module Three

ADOBE CAPTIVATE

# Drop-in Sessions and Quick Starts

---

- ▶ Evening and weekend drop-in sessions offered several times each semester
- ▶ Quick Starts offered on an as-needed basis throughout the semester



# Information Literacy Initiative

---

- ▶ Capturing students again during junior/senior year
- ▶ Increasingly in-depth instruction
- ▶ Collaborating with faculty



# Getting Serious about Assessment

---

- ▶ Online Tutorial Quiz Reporting
- ▶ Information Literacy Grading Rubrics

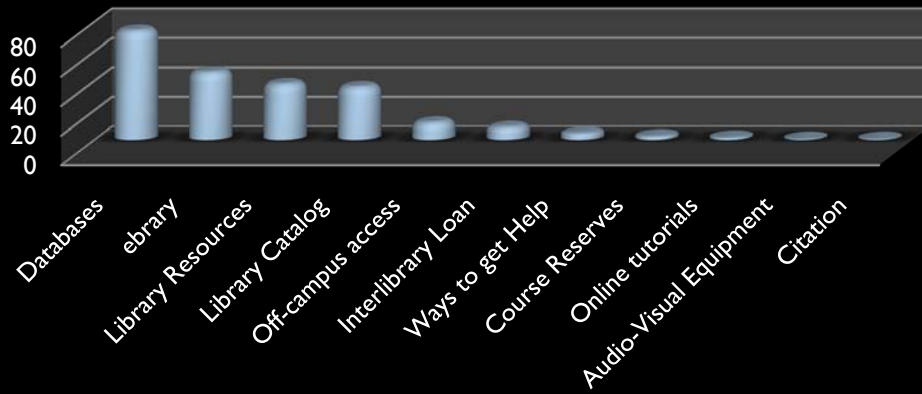
The screenshot displays the Rivier College LibGuides interface for the 'Special Education - SPED 316' guide. The page features a blue header with the Rivier College logo and navigation links. Below the header, there is a search bar and a list of menu items including 'Home', 'Finding Articles', 'Suggested Websites', 'Finding Books', 'Finding Journals', 'Evaluating Resources', and 'Worksheets'. The main content area is divided into several sections:

- Information Literacy Assessment Rubric:** A section with a red icon and the text 'Assessment Rubric'.
- What is Information Literacy?:** A section with a light blue background, defining information literacy as 'a set of abilities requiring individuals to recognize when information is needed and have the ability to locate, evaluate, and use effectively the needed information'. It includes a link to 'Information Literacy Standards & Performance'.
- Why Can't I Just Google?:** A section with a video thumbnail showing a character with yellow hair and the text 'Why can't I just Google?'. The text below the video states: 'From LaTrobe University in Australia, this video offers a quick look at why Googling isn't the best way to find good information.'
- Standard 1:** A section with a blue header and the text 'Determine the nature and extent of information needed.' It includes links for 'Standard 1a & Worksheet' and 'Standard 1b & Worksheet'.
- Standard 2:** A section with a blue header and the text 'Access the needed information effectively and efficiently.' It includes links for 'Standard 2' and 'Worksheet for Standard 2'.
- Standard 3:** A section with a blue header and the text 'Critically evaluate information.' It includes links for 'Standard 3' and 'Worksheet for Standard 3'.
- Standards 4 & 5:** A section with a blue header.



# Sometimes Low-Tech Works Too...

## Transitioning to College Life Response Slip Results



I discovered that...



Write down something you learned  
about the library today:

*EBSCO Host Rules!*



# Going Forward

---

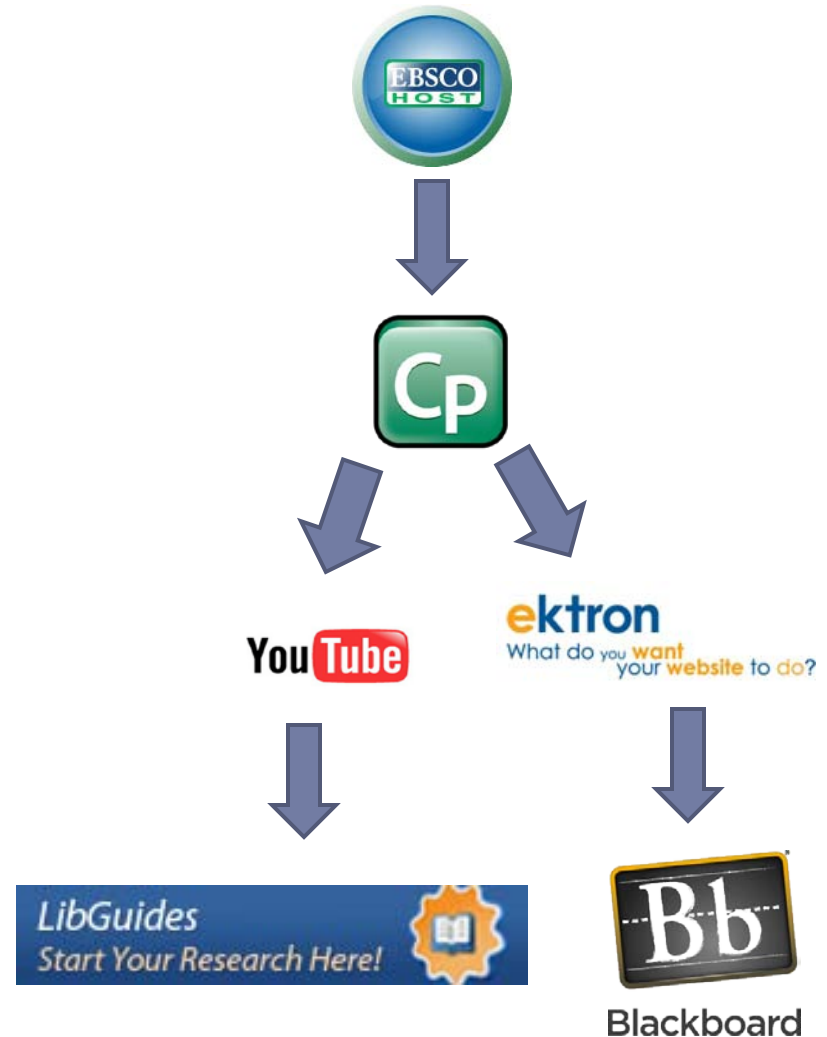
- ▶ [LibGuides](#)
- ▶ Combining resources and help in one place
- ▶ Great faculty feedback

The screenshot shows the Rivier College LibGuides page for Shakespeare. The page header includes the Rivier College logo and name, along with navigation links like 'Library Home', 'LibGuides Home', and 'Shakespeare'. Below the header, there's a search bar and a 'Go' button. The main content area is divided into several sections: 'Recommended Databases' with a list of databases like Academic Search Premier, JSTOR, and Literature Online; 'Database Search Techniques' with instructions on how to search efficiently and examples of search queries; and 'Sample Search in JSTOR' with a video player showing a search demonstration. The page also features a 'Need Help? Ask a Librarian' button and various social media sharing options.

# Results

---

- ▶ RefWorks discontinued
- ▶ Using more free or inexpensive Open Source tools
- ▶ Combining online component with classroom instruction
- ▶ Cascading revisions!



# Suggestions

---

Who can you partner with on campus?

- ▶ Writing and Resource Center
- ▶ Information Technology
- ▶ Faculty



# Suggestions

---

What tools does your institution have that you're not using?

- ▶ Survey Software
- ▶ Blackboard
- ▶ Portals



# Suggestions

---

What free tools are you using?

- ▶ Jing
- ▶ YouTube
- ▶ Google Voice
- ▶ Meebo
- ▶ Facebook
- ▶ Photoscape



# Suggestions

---

What would you buy if you had a little bit of money?

- ▶ Adobe Captivate
- ▶ Camtasia
- ▶ Jing Pro
- ▶ LibGuides



# Finally...

---

- ▶ Don't hesitate to try stuff...and to discard it if it doesn't work!
  - ▶ “It is common sense to take a method and try it. If it fails, admit it frankly and try another. But above all, *try something*.”

▶ Franklin D. Roosevelt



# Questions?

